

Estimates of Croydon's Population

Sources of Data

ONS. Population estimates for the UK, mid-2024. Published July 2025.

[LINK TO DATA](#)

ONS. Population estimates for small geographical areas, mid-2024. Published November 2025.

[LINK TO DATA](#)

GLA. Housing-led population projections by MSOA, 2022 (Identified Capacity Scenario).
Published August 2024.

[LINK TO DATA](#)

Population

> The estimated population of Croydon in the year to 30 June 2024 was **409,342** people
This is the largest population of all the London boroughs

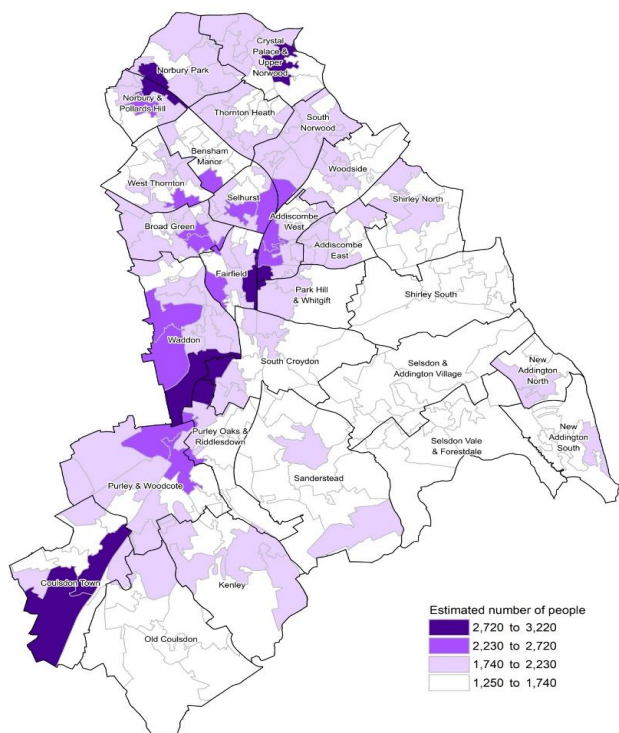
> Croydon is the fifth largest borough in London, covering 86 square kilometres
In mid-2024 Croydon was the ninth least populated borough with an estimated 4,734 people per square kilometre

> For statistical purposes, Croydon is split into 229 small areas (called Lower Super Output Areas, or LSOAs)

> The most populous LSOAs are shown in dark purple on the below map and are spread across the borough

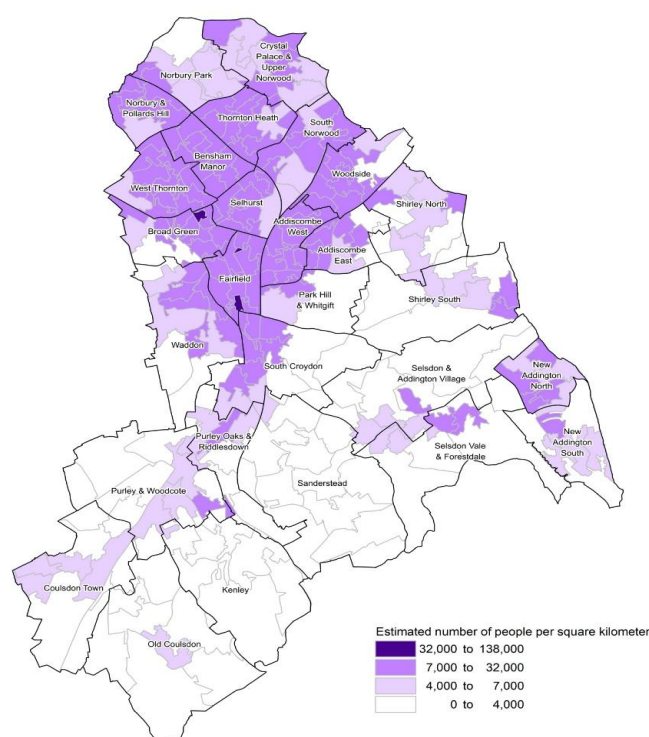
> The small LSOA in the town centre is the most densely populated area of Croydon

Total Croydon Population
ONS mid-year estimates, 2024



Reproduced by permission of Ordnance Survey on behalf of HMSO. © Crown copyright and database right 2019
OS Licence number 10001927

Croydon Population Density
ONS mid-year estimates, 2024

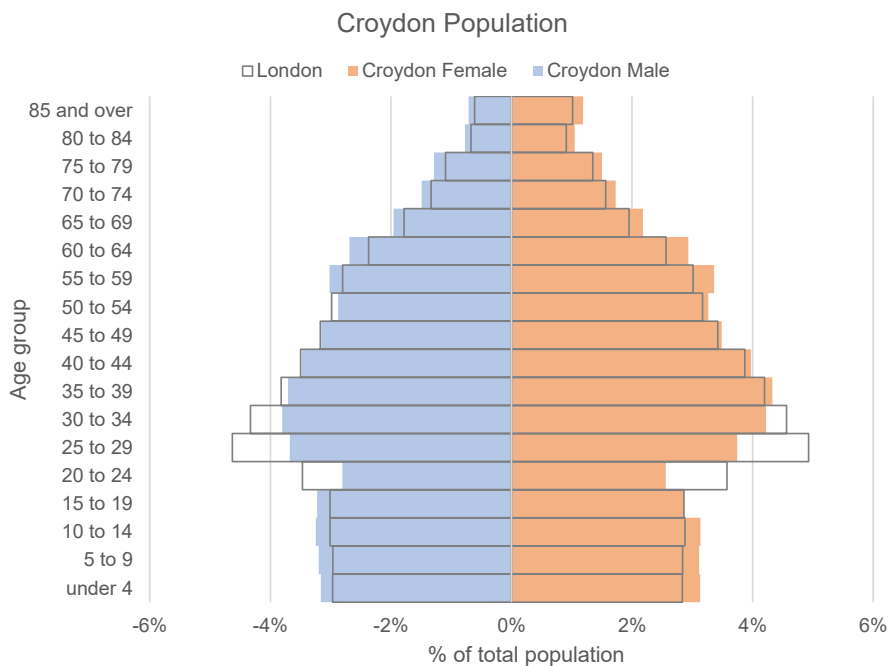


Reproduced by permission of Ordnance Survey on behalf of HMSO. © Crown copyright and database right 2019
OS Licence number 10001927

Estimates of Croydon's Population

Demographics

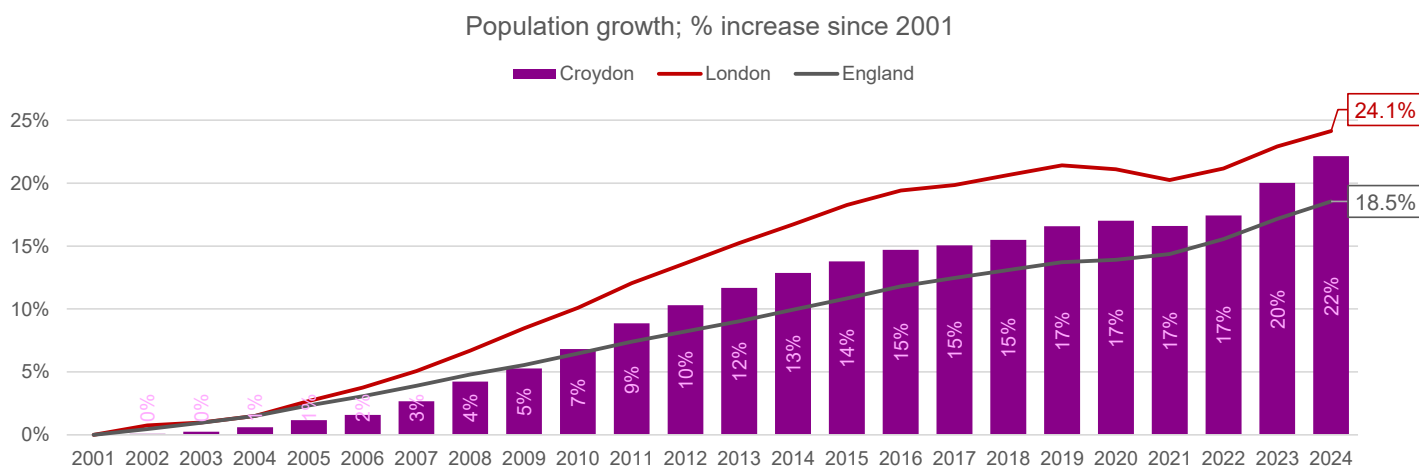
- > The median age of Croydon residents in 2024 was 37.5, two years older than the London median age (35.7) and three years younger than the England median age (40.2)
- > Croydon had the 12th highest median age of all London boroughs
- > The median age in Croydon has increased by 1.7 years since 2011 when it was 35.8
- > Compared to London, there are proportionately fewer Croydon residents aged 20-34 and more aged 0-14 and 55-69.



Source: ONS Mid-year population estimates, 2024

Population growth

- > Since 2001, Croydon's population has grown by 22.2%, over 74,000 people.
- > In the same time, the population of London has grown by 24.1%. Across all London boroughs, Croydon has seen the 15th smallest population increase.
- > Between 2023 and 2024 the number of people living in Croydon grew by just over 7,000 people, an increase of 1.8%.
- > In the same time, the population of London has grown by 1%. Across all London boroughs, Croydon has seen the 6th largest population increase.

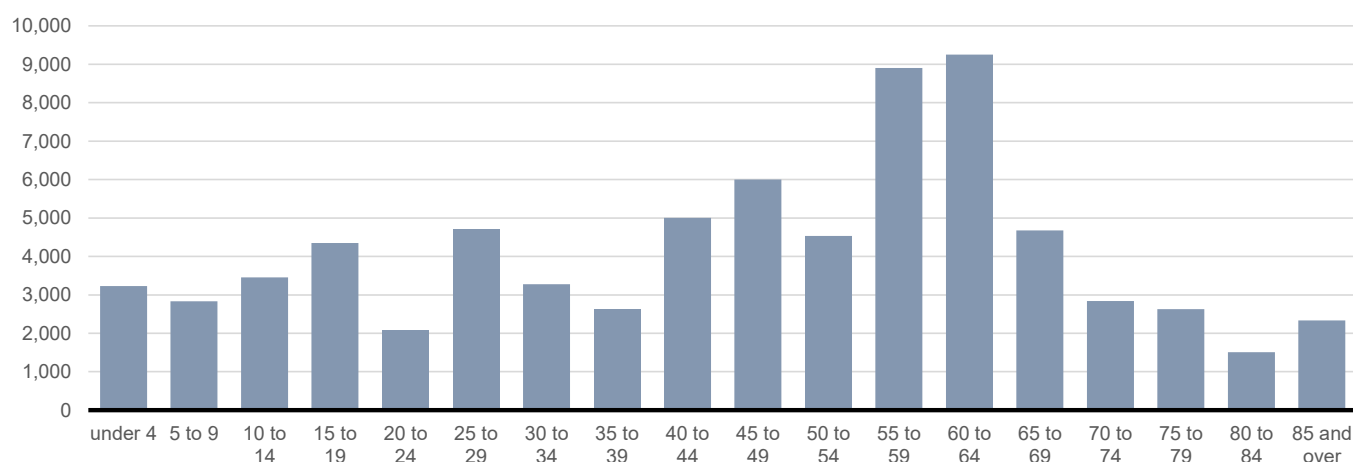


Source: ONS Mid-Year Population Estimates

Estimates of Croydon's Population

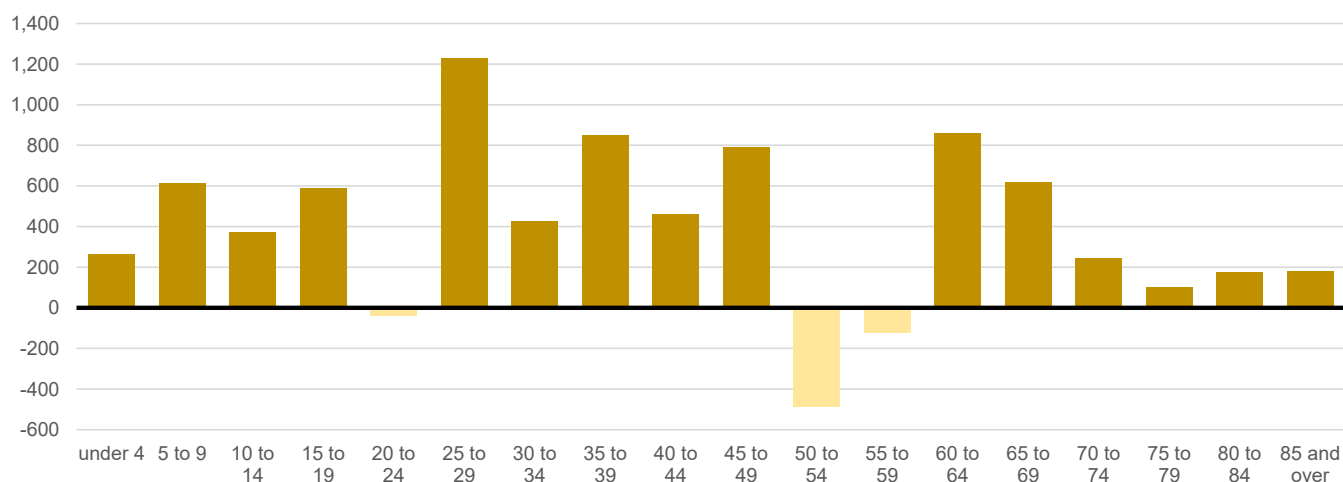
> This growth of over 74,000 people since 2001 is not evenly spread across age groups, it is particularly pronounced in those aged 55 to 64

Population growth; numerical change by age group from 2001 to 2024



> Since 2023, most age groups have seen an increase in the number of people apart from those ages 20 to 24 and 50 to 59. The largest decrease was in those ages 50 to 54. The largest increase was in those aged 25 to 29.

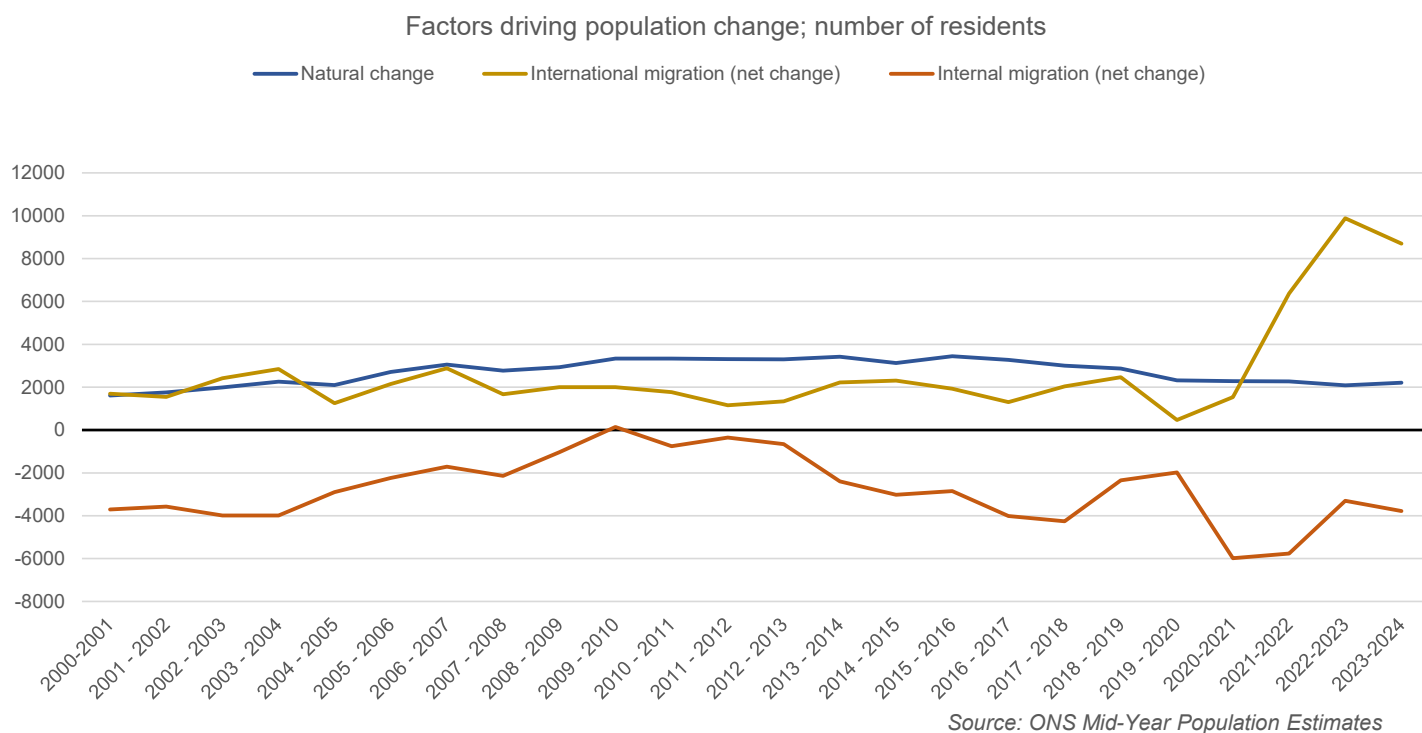
Population growth; numerical change by age group from 2023 to 2024



Source: ONS Mid-Year Population Estimates

Estimates of Croydon's Population

Factors driving population change



- > Increased population growth in the last few years was largely due to an increase in net international migration (so more people entering the borough from overseas than leaving to move abroad). This has fallen slightly in the last year but remains the largest driver for population growth locally.
- > Migration as a whole resulted in a net gain of people living within the borough. Around 5000 more people moved in to the borough than moved out.
- > While the net change in internal and international migration is comparatively small, it is important to consider the scale of movement as this has implications for service delivery.
- > Between 2023 and 2024, around 43,000 people moved into the borough and 38,000 people moved out, this is 20% of the total population moving in or out in a single year.

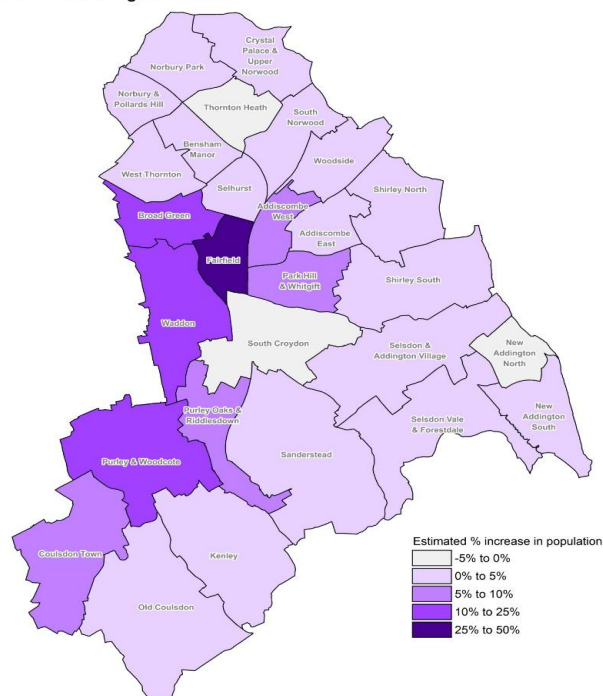
Estimates of Croydon's Population

Population projections

- > The population is expected to grow by 5.9% by 2034, meaning an additional 23,700 residents
- > The majority of this growth is in the town centre (Fairfield ward) with Waddon, Broad Green and Purley & Woodside wards also seeing increases of 10% or greater
- > In the same time period, the younger population (aged 0-17) is expected to decrease by -6.1%, approximately 5,500 residents.
- > The older population (aged 65+) is expected to grow by 27.7% in the same time period, an additional 15,700 residents approximately.

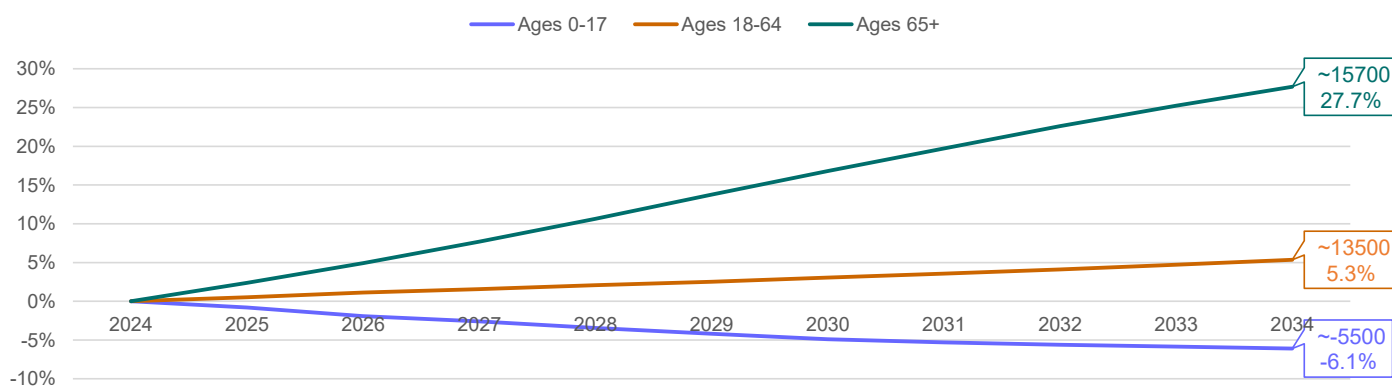
Estimated percentage change in population between 2024 and 2034

GLA 2022-based housing-led population projections based on 10-year period of local migration flows



Reproduced by permission of Ordnance Survey on behalf of HMSO. © Crown copyright and database right 2019
OS Licence number 10001927

Projections of Population Growth in Croydon by age group



Source: GLA Housing-led Population Projections, Identified Capacity Scenario, 2022