

# Diagnosed Conditions in Croydon GPs

## Sources of Data

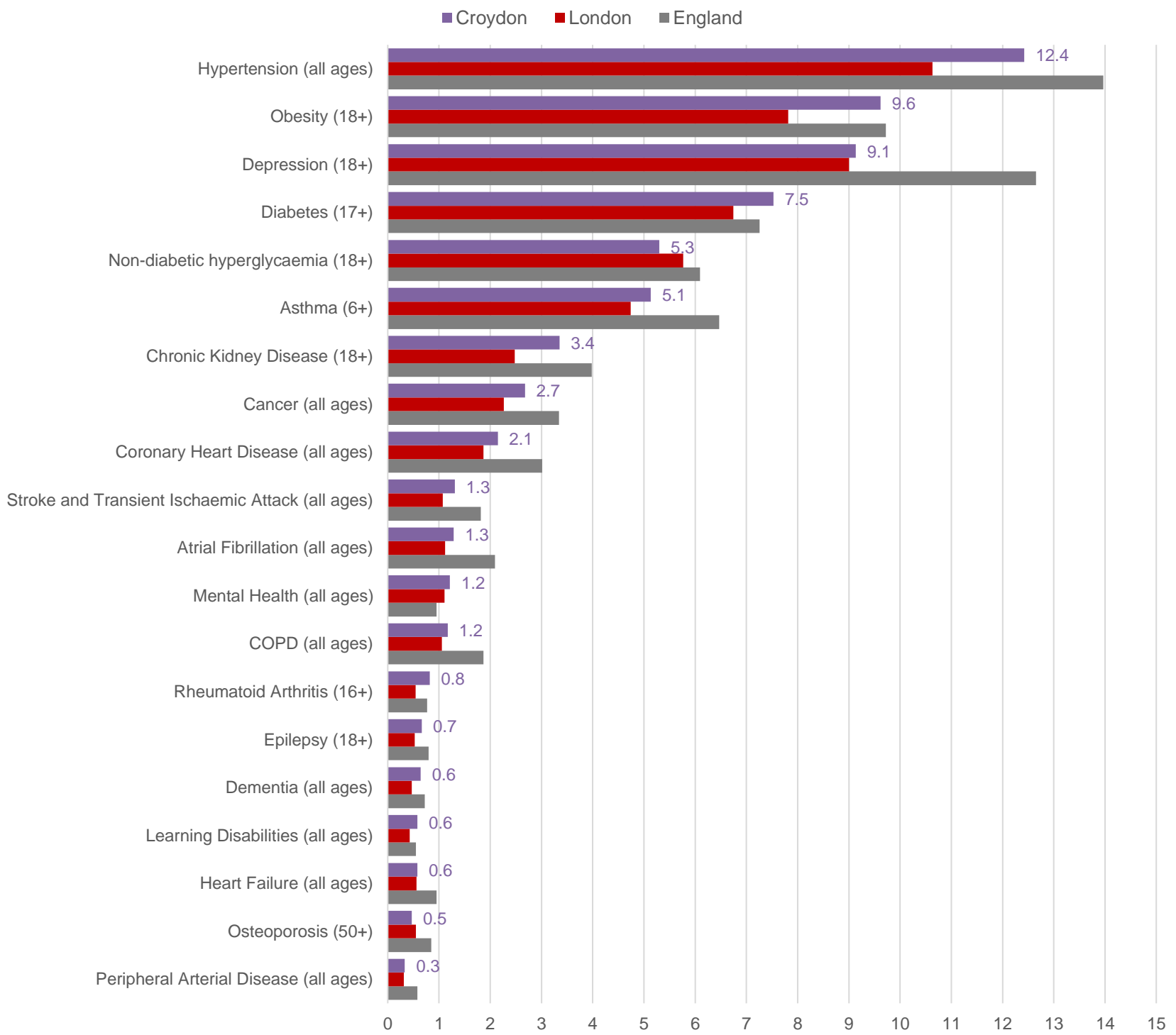
NHS Digital. Quality and Outcomes Framework. Published September 2022.

[LINK TO DATA](#)

## Diagnosed Prevalence

The most common diagnosis in registered patients was hypertension (a raised blood pressure), followed by obesity and depression.

Percentage of GP list size diagnosed, 2021/22



Source: NHS Digital Quality Outcomes Framework

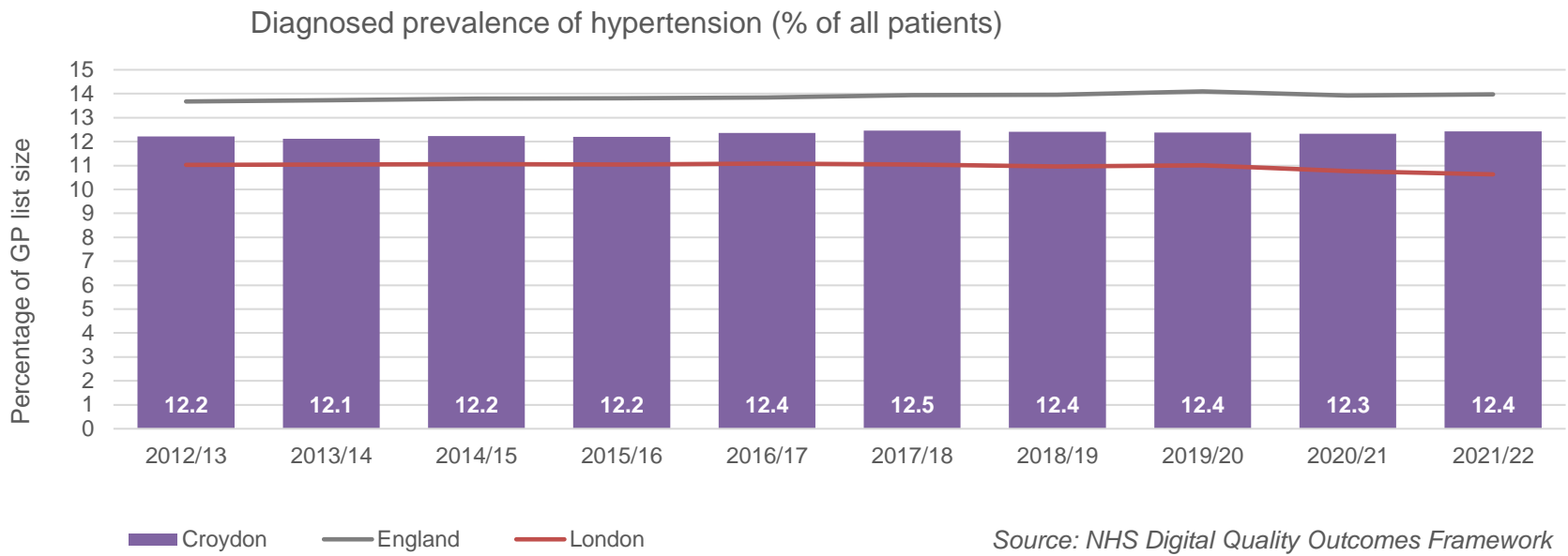
## Diagnosed Conditions in Croydon GPs

### Hypertension

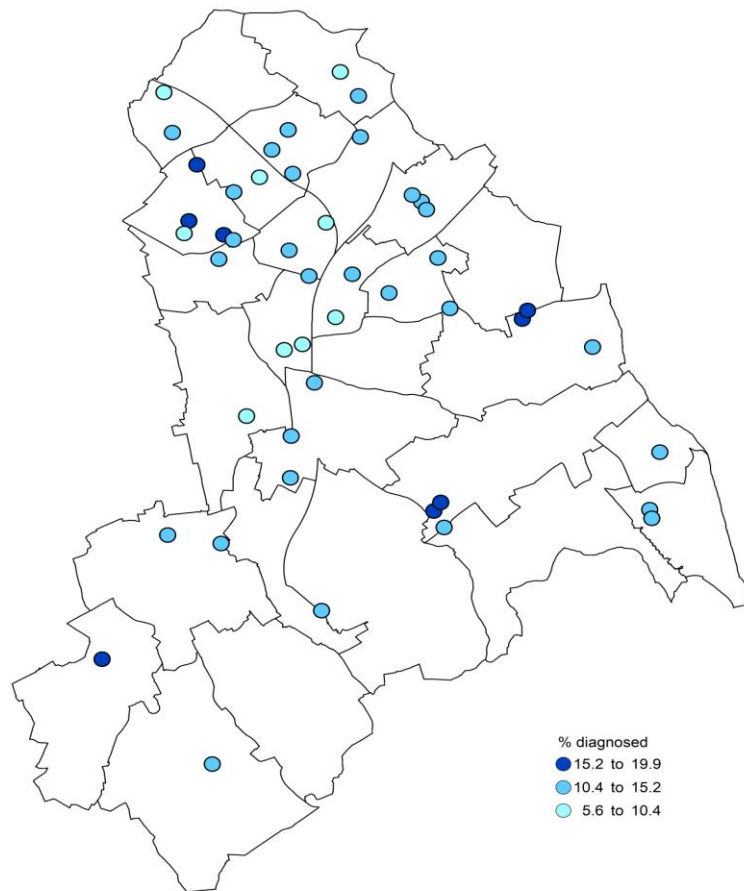
53,652 people registered with a Croydon GP have been diagnosed with hypertension, this is 12.4% of the GP register

Since last year, the number of people diagnosed with hypertension has decreased by 1,241 people and 0.1 % point

Diagnosed prevalence ranges from 5.7% - 19.8% across Croydon GPs



Diagnosed Hypertension in Croydon GPs  
QOF, 2021/22, percentage of GP list size, all ages



Reproduced by permission of Ordnance Survey on behalf of HMSO. © Crown copyright and database right 2019  
OS Licence number 10001927

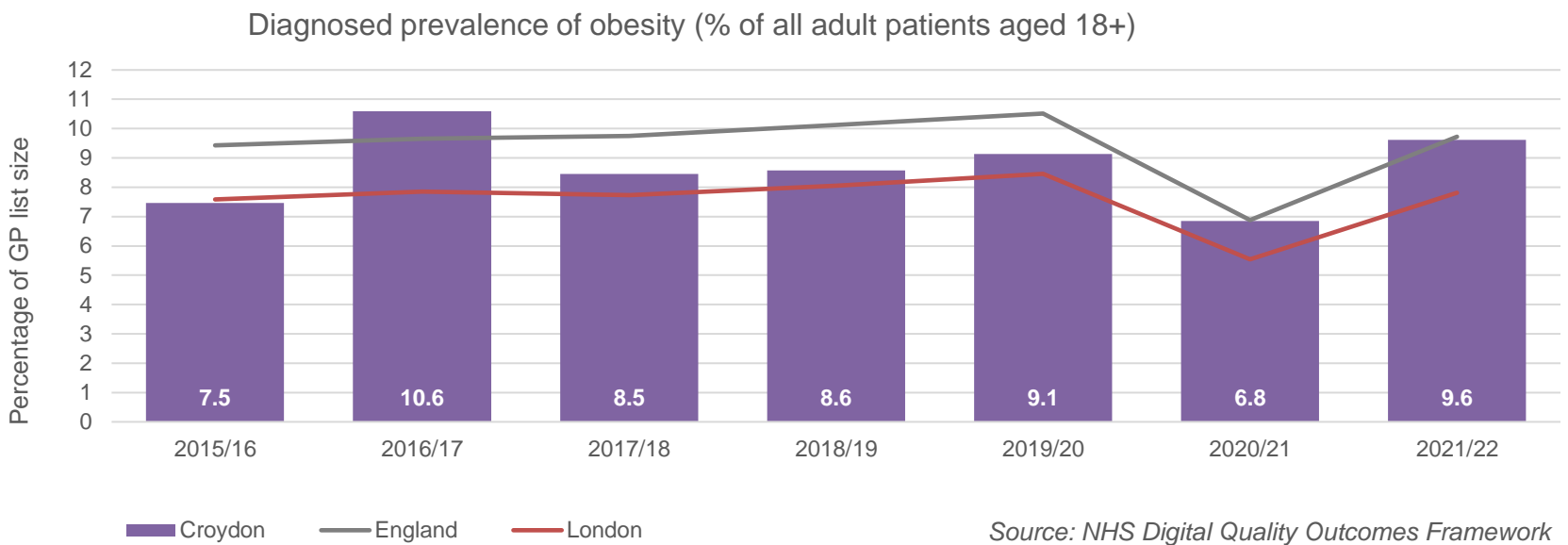
## Diagnosed Conditions in Croydon GPs

### Obesity

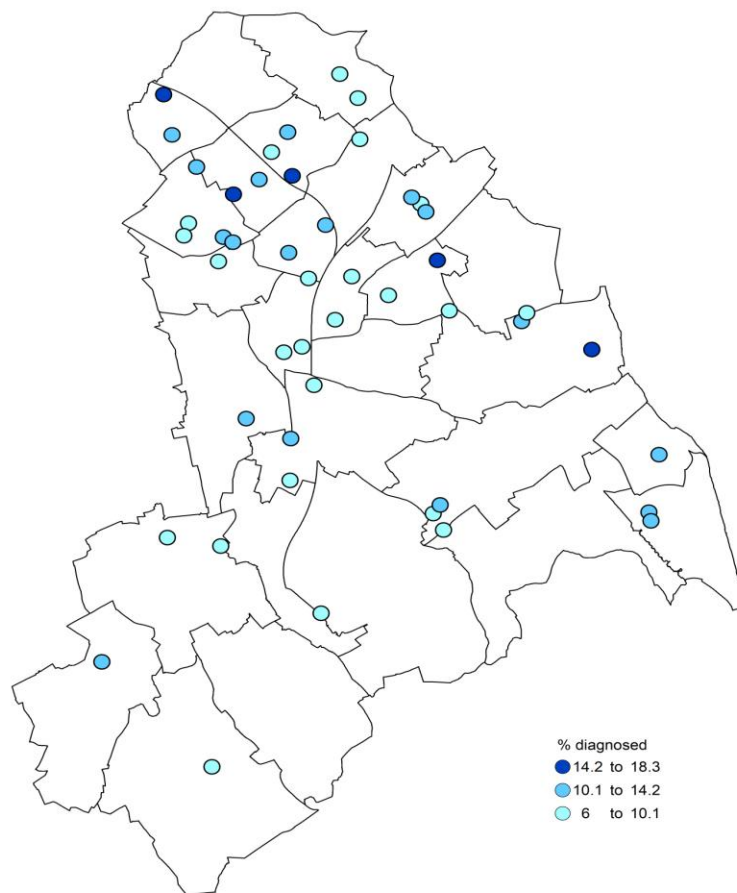
32,633 adults (aged 18+) registered with a Croydon GP have been diagnosed with obesity, this is 9.6% of the GP register

Since last year, the number of adults diagnosed with obesity has increased by 9,884 people and 2.8 % points. This is because of the 'fall' in obesity during 2020/21 which was likely due to the reduction in face-to-face consultations during the pandemic; in order to be included on the obesity register, a patient must have a BMI of 30 or more recorded in the 12 months up to and including the reporting period end date.

Diagnosed prevalence ranges from 6.1% - 18.2% across Croydon GPs



**Diagnosed Obesity in Croydon GPs**  
QOF, 2021/22, percentage of GP list size aged 18+



Reproduced by permission of Ordnance Survey on behalf of HMSO. © Crown copyright and database right 2019  
OS Licence number 10001927

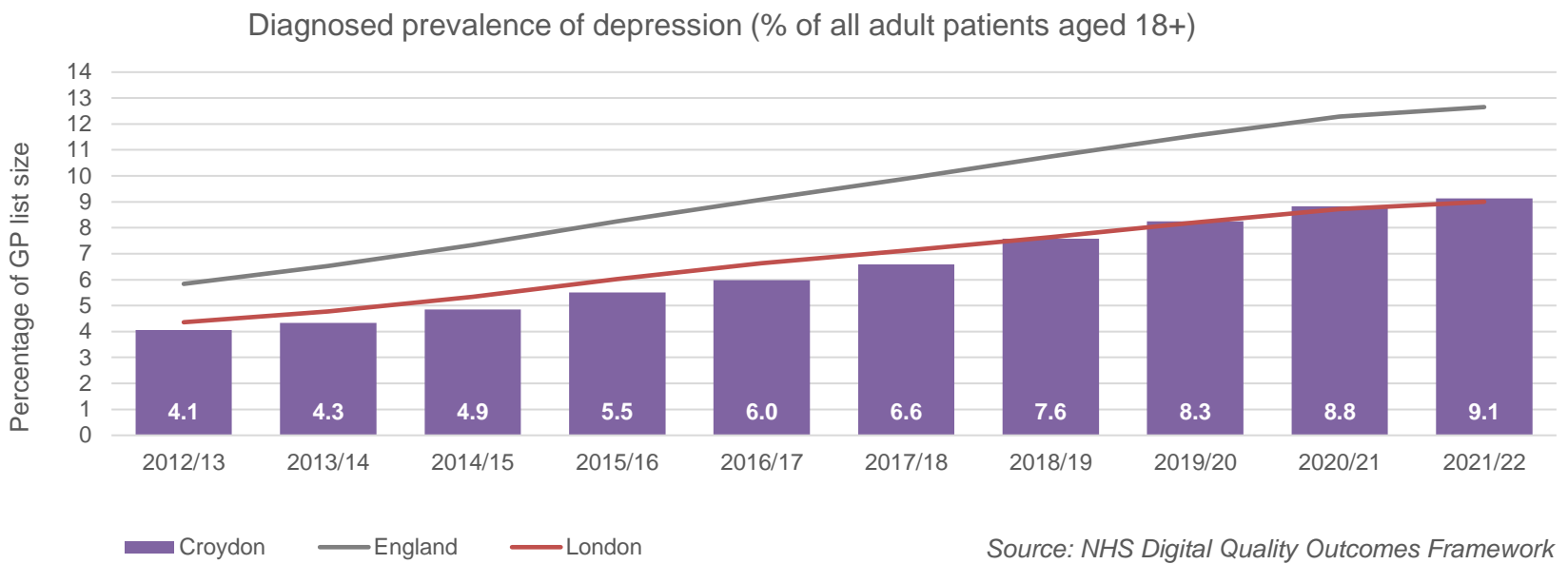
## Diagnosed Conditions in Croydon GPs

### Depression

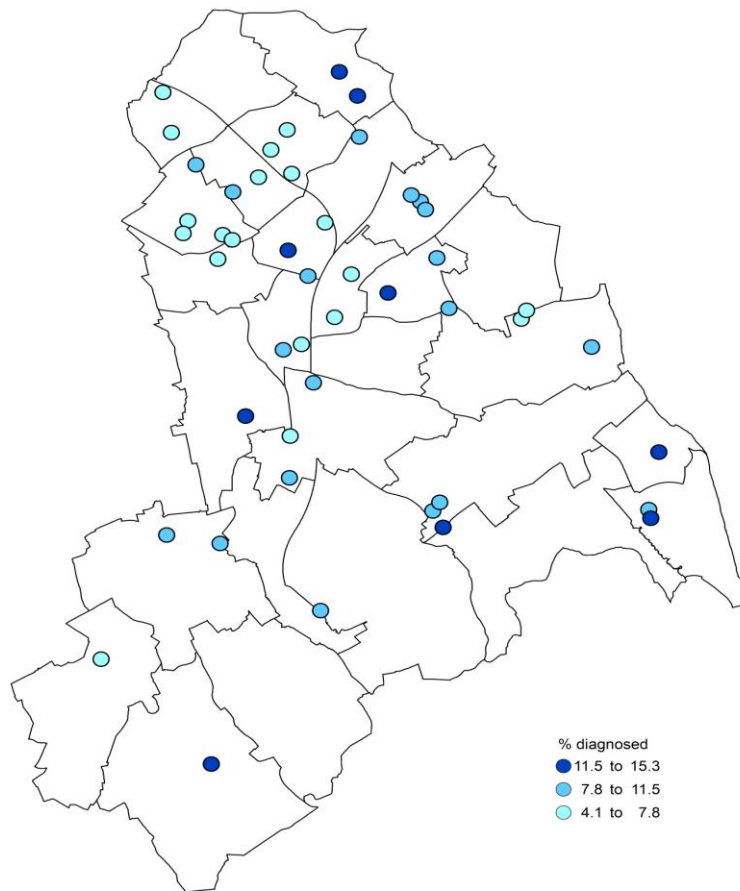
30,990 adults (aged 18+) registered with a Croydon GP have been diagnosed with depression, this is 9.1% of the GP register

Since last year, the number of adults diagnosed with depression has increased by 1,623 people and 0.3 % points

Diagnosed prevalence ranges from 4.2% - 15.3% across Croydon GPs



Diagnosed Depression in Croydon GPs  
QOF, 2021/22, percentage of GP list size aged 18+



Reproduced by permission of Ordnance Survey on behalf of HMSO. © Crown copyright and database right 2019  
OS Licence number 10001927

# Diagnosed Conditions in Croydon GPs

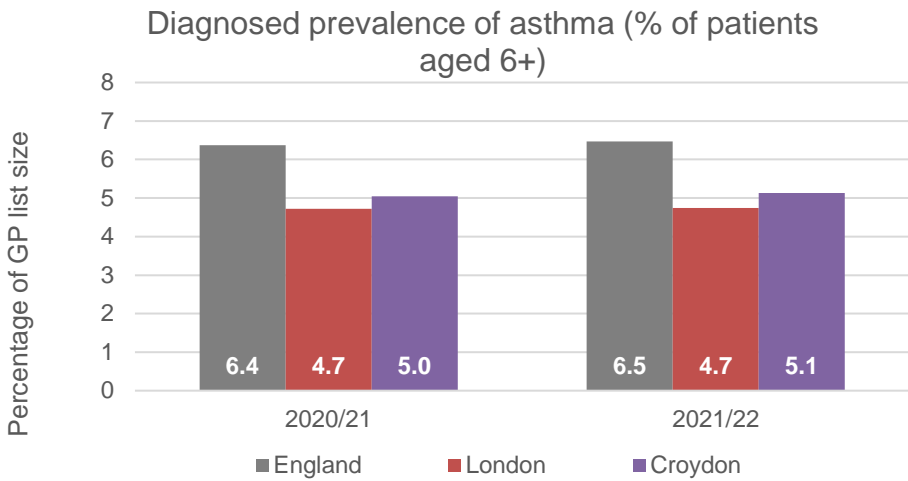
## Asthma

20,663 people (aged 6+) registered with a Croydon GP have been diagnosed with asthma, this is 5.1% of the GP register

Since last year, the number of people aged 6+ diagnosed with asthma has increased by 729 people and 0.1 % point

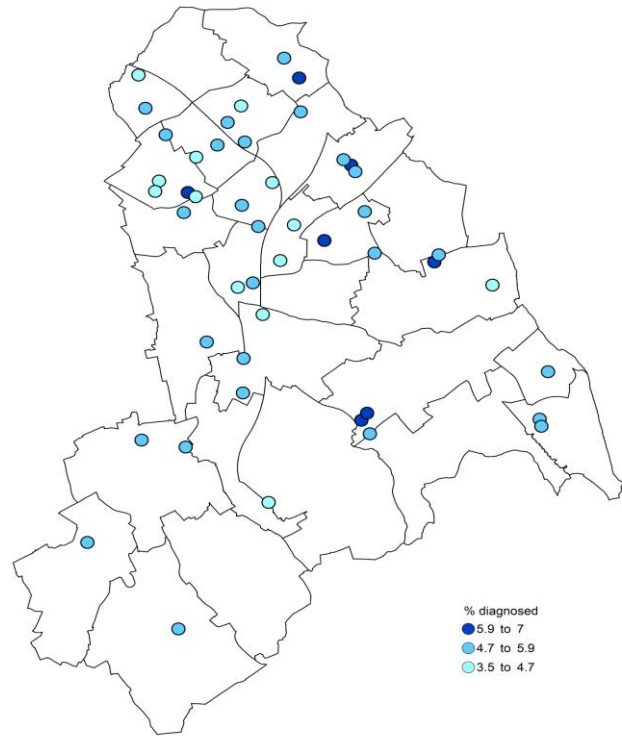
The reporting parameters for asthma has changed last year and so it is only possible to show two-year trends

Diagnosed prevalence ranges from 3.6% - 7% across Croydon GPs



Source: NHS Digital Quality Outcomes Framework

Diagnosed Asthma in Croydon GPs  
QOF, 2021/22, percentage of GP list size aged 6+



Reproduced by permission of Ordnance Survey on behalf of HMSO. © Crown copyright and database right 2019  
OS Licence number 10001927

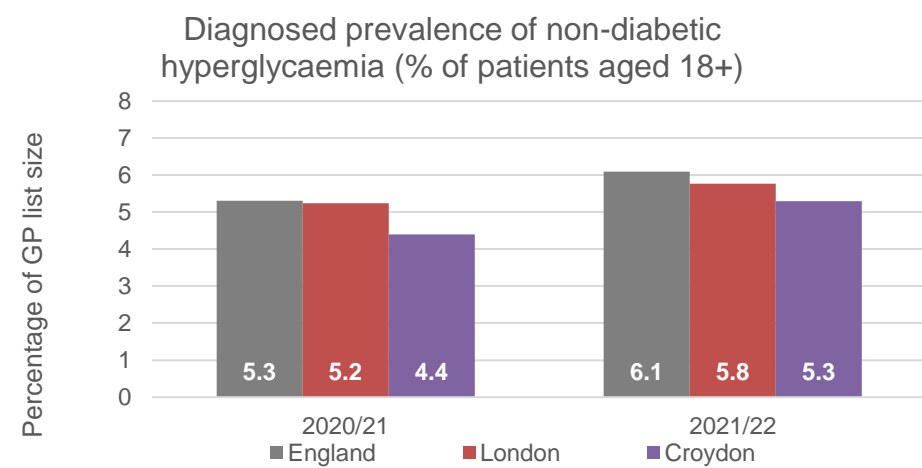
## Non-Diabetic Hyperglycaemia

17,984 people (aged 18+) registered with a Croydon GP have been diagnosed with non-diabetic hyperglycaemia (a high blood sugar level), this is 5.3% of the GP register

Since last year, the number of adults diagnosed with NDH has increased by 3,353 people and 0.9 % points

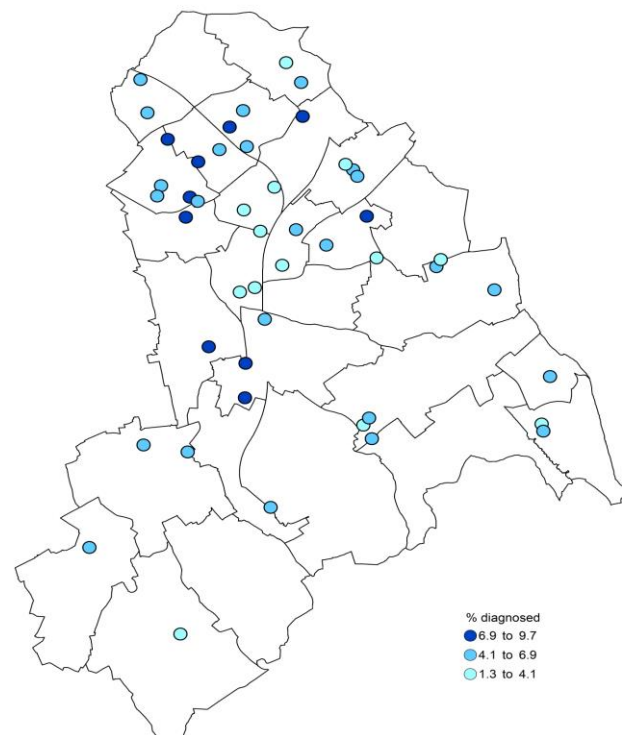
This condition was added to the QOF last year and so it is only possible to show two-year trends

Diagnosed prevalence ranges from 1.4% - 9.7% across Croydon GPs



Source: NHS Digital Quality Outcomes Framework

Diagnosed Non-Diabetic Hyperglycaemia in Croydon GPs  
QOF, 2021/22, percentage of GP list size aged 18+



Reproduced by permission of Ordnance Survey on behalf of HMSO. © Crown copyright and database right 2019  
OS Licence number 10001927

## Diagnosed Conditions in Croydon GPs

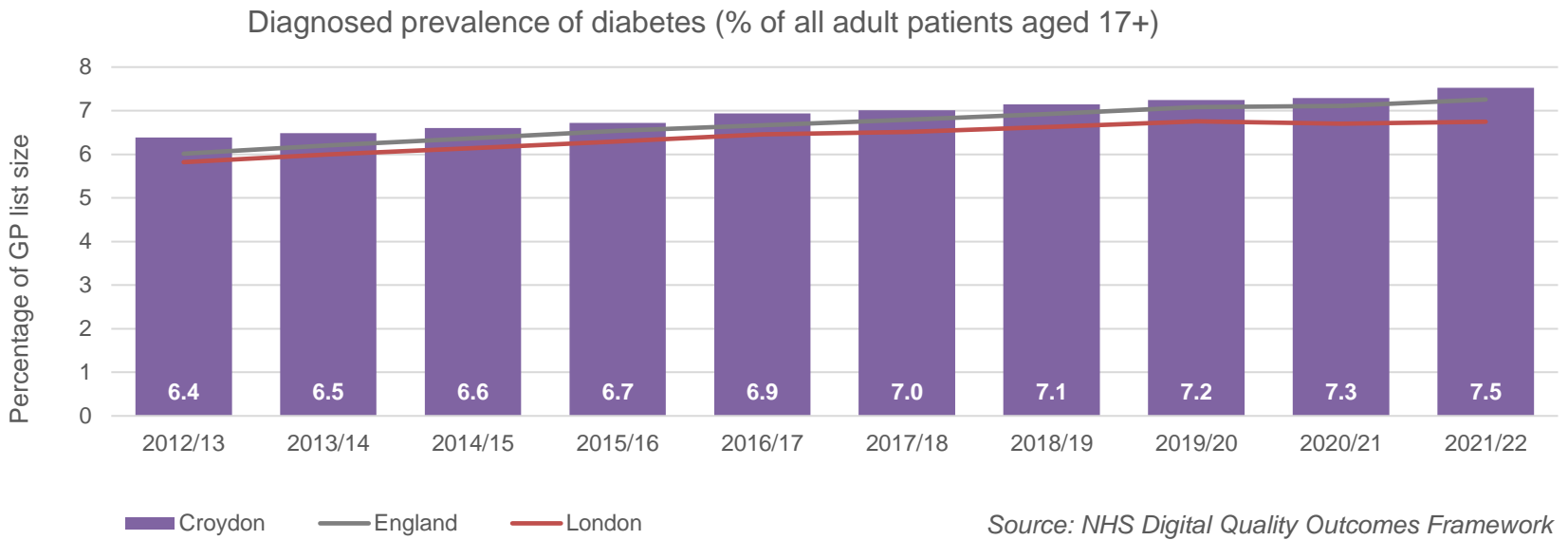
### High dependency and long-term conditions

#### Diabetes

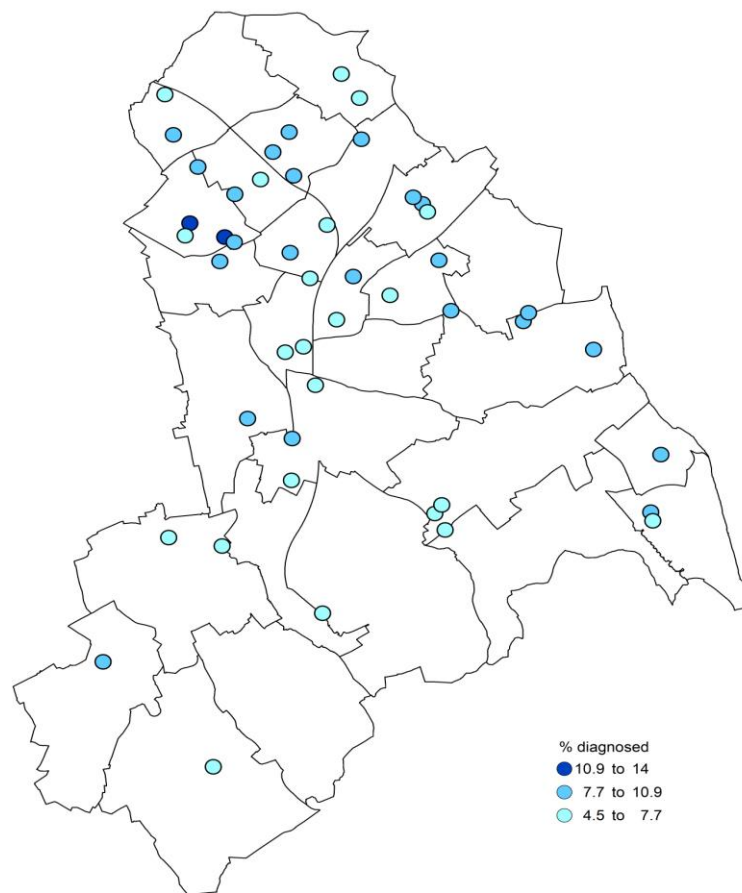
25,942 adults (aged 17+) registered with a Croydon GP have been diagnosed with diabetes, this is 7.5% of the GP register

Since last year, the number of adults diagnosed with diabetes has increased by 1,353 people and 0.2 % points

Diagnosed prevalence ranges from 4.5% - 13.9% across Croydon GPs



**Diagnosed Diabetes in Croydon GPs**  
QOF, 2021/22, percentage of GP list size aged 17+



Reproduced by permission of Ordnance Survey on behalf of HMSO. © Crown copyright and database right 2019  
OS Licence number 10001927



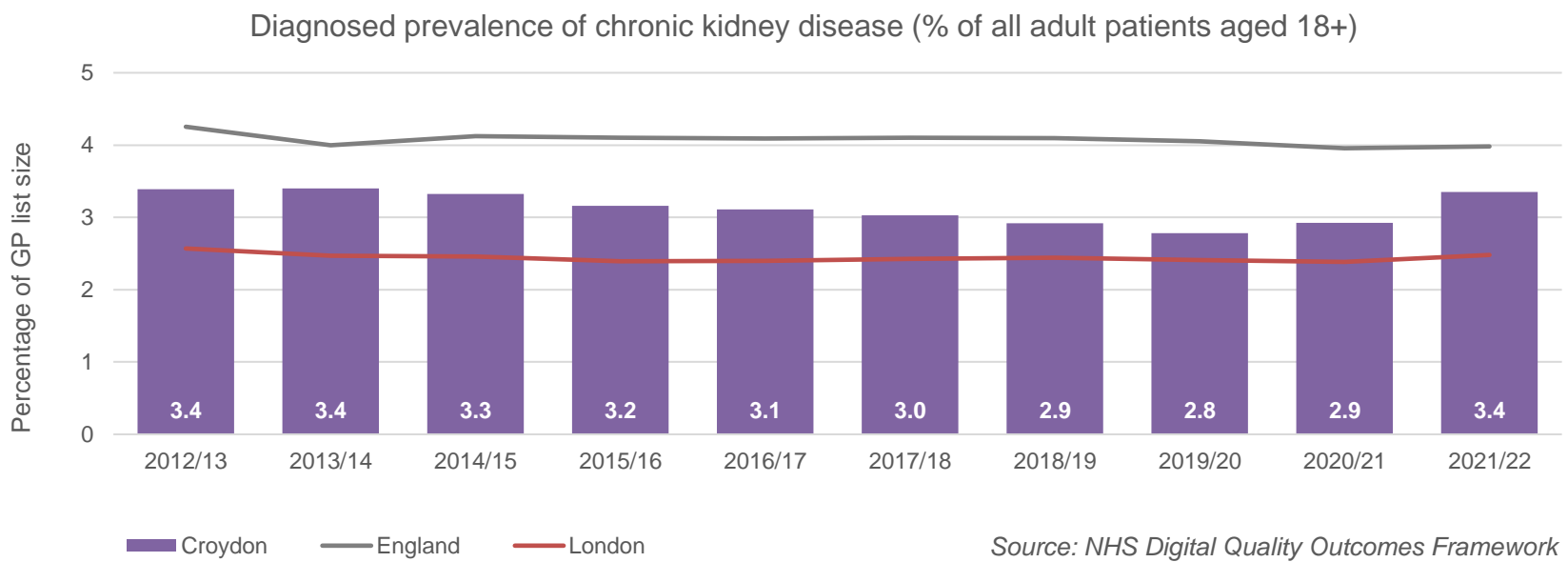
## Diagnosed Conditions in Croydon GPs

### Chronic Kidney Disease (CKD)

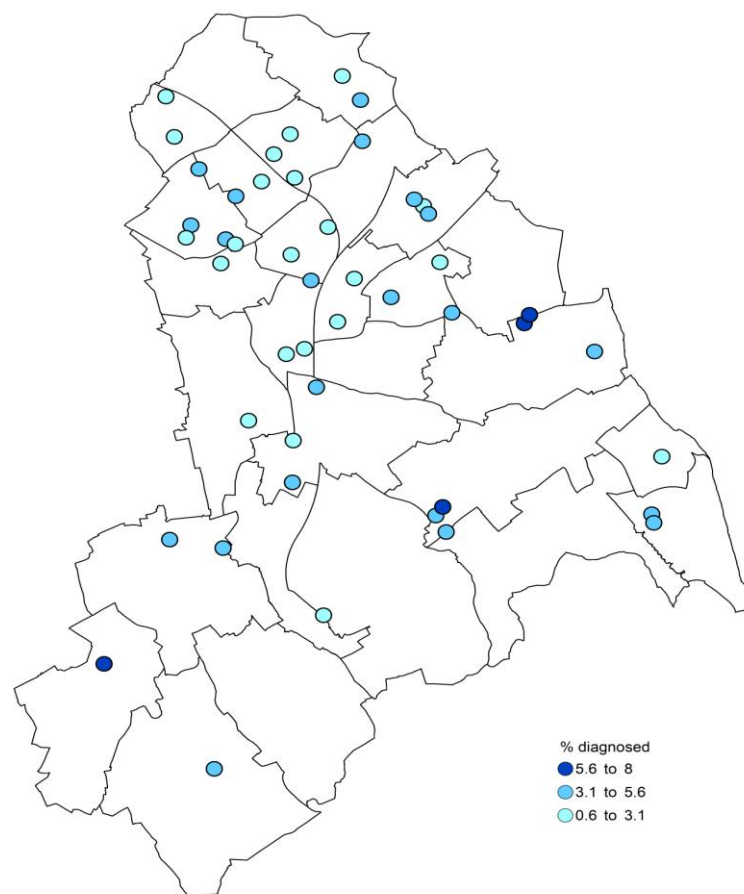
11,374 adults (aged 18+) registered with a Croydon GP have been diagnosed with CKD, this is 3.4% of the GP register

Since last year, the number of adults diagnosed with CKD has increased by 1,661 people and 0.5 % points

Diagnosed prevalence ranges from 0.7% - 7.9% across Croydon GPs



**Diagnosed Chronic Kidney Disease in Croydon GPs**  
QOF, 2021/22, percentage of GP list size aged 18+



Reproduced by permission of Ordnance Survey on behalf of HMSO. © Crown copyright and database right 2019  
OS Licence number 10001927

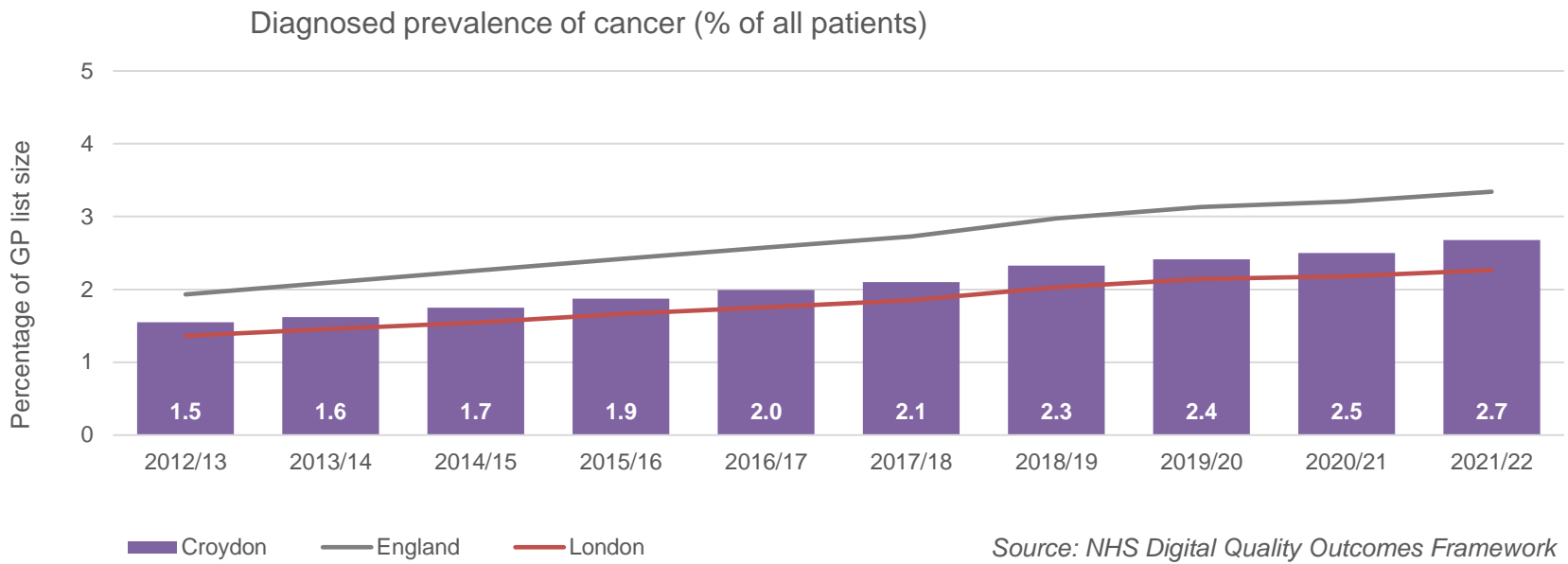
## Diagnosed Conditions in Croydon GPs

### Cancer

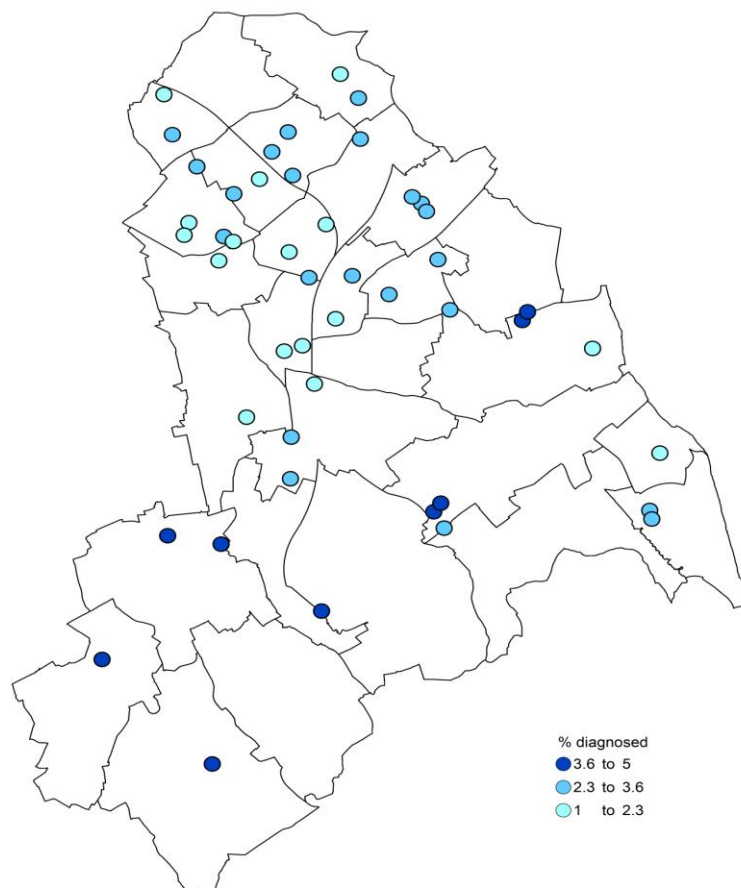
11,574 people registered with a Croydon GP have been diagnosed with cancer, this is 2.7% of the GP register

Since last year, the number of adults diagnosed with cancer has increased by 945 people and 0.2 % points

Diagnosed prevalence ranges from 1% - 5% across Croydon GPs



Diagnosed Cancer in Croydon GPs  
QOF, 2021/22, percentage of GP list size, all ages



Reproduced by permission of Ordnance Survey on behalf of HMSO. © Crown copyright and database right 2019  
OS Licence number 10001927