

# Estimates of Personal Wellbeing in Croydon

## Sources and Limitations of Data

ONS. Headline estimates of personal wellbeing in the UK. Published October 2021.

[LINK TO DATA](#)

The personal well-being estimates are from the Annual Population Survey (APS), which provides a representative sample of those living in private residential households in the UK. People living in communal establishments (such as care homes) or other non-household situations are not represented in this survey and this may be important in interpreting the findings in relation to those people reporting lower personal well-being. Data is weighted to ensure that estimates are representative of the target population.

In 2020/21 in Croydon, the sample of residents was from 300 people.

Comparisons between areas must be done so with caution as these estimates are provided from a sample survey. As such, confidence intervals are produced to present the sampling variability which should be taken into account when assessing differences between areas as true differences may not exist. The ONS states that because of small sample sizes and large confidence intervals estimates for Local Authorities should not be ranked against each other.

All average scores are considered precise apart from the following which are considered 'reasonably precise' (i.e. a co-efficient of variation >5% and <=10%)

- Croydon anxiety figures for 2012/13, 2014/15, 2015/16, 2018/19, 2019/20 and 2020/21

All Croydon % scores are considered 'reasonably precise' (i.e. a co-efficient of variation >5% and <=10%) apart from the following which are considered 'acceptable' (i.e. a co-efficient of variation >10% and <=20%)

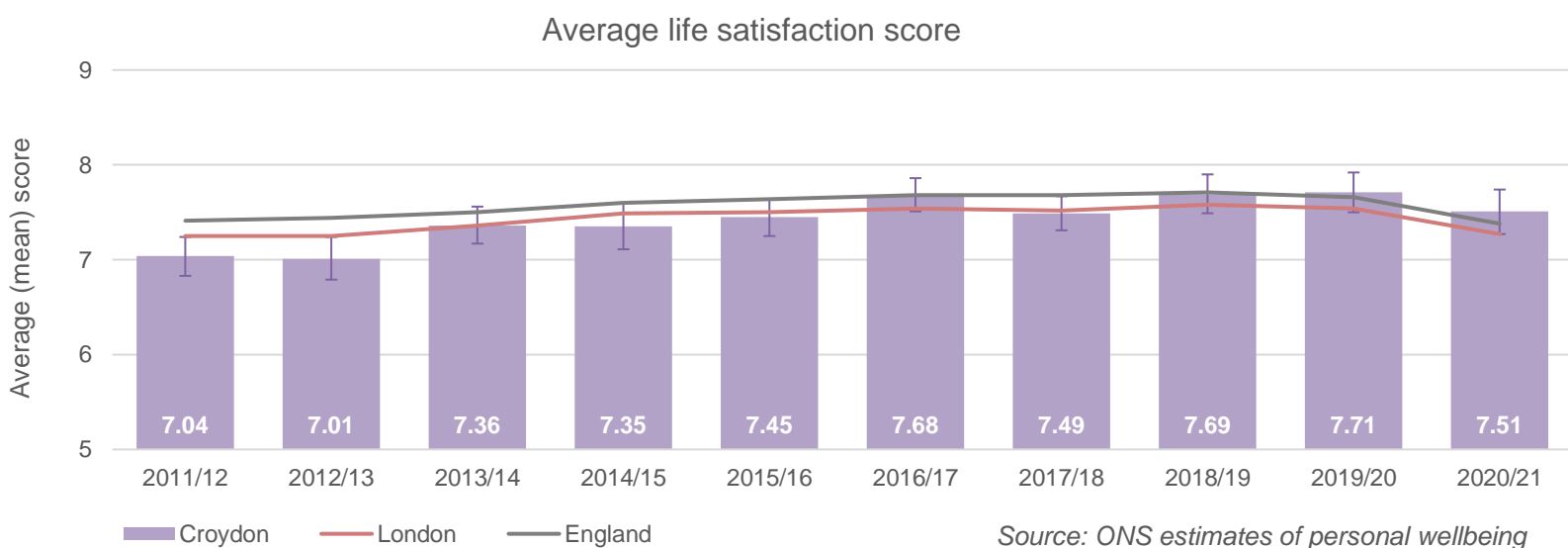
- Life satisfaction %s for 2011-12 to 2014/15 and anxiety %s for 2012/13 to 2016/17, 2018/19 and 2019/20

## Life Satisfaction

Respondents were asked "Overall, how satisfied are you with your life nowadays? Where 0 is 'not at all satisfied' and 10 is 'completely satisfied'"

> The latest average life satisfaction score in Croydon was 7.51 out of 10

> 81.3% of Croydon respondees reported good life satisfaction (a score of 7 or higher)

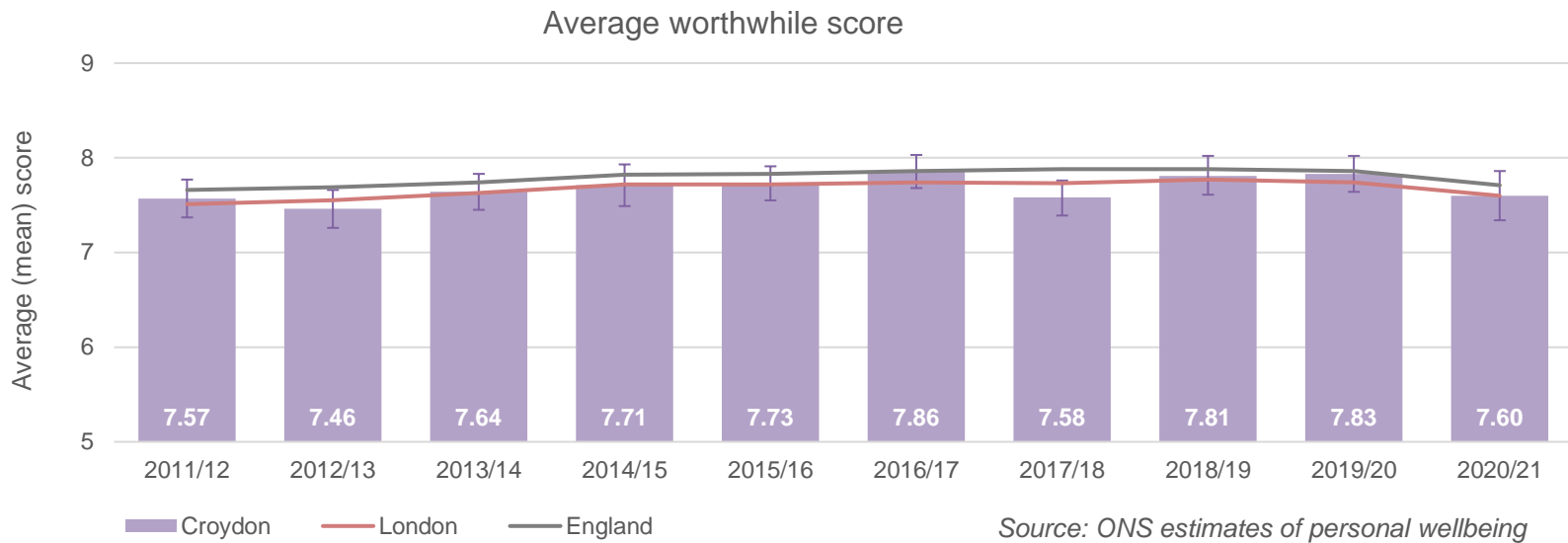


## Estimates of Personal Wellbeing in Croydon

### Worthwhile

Respondents were asked "Overall, to what extent do you feel the things you do in your life are worthwhile? Where 0 is 'not at all worthwhile' and 10 is 'completely worthwhile'"

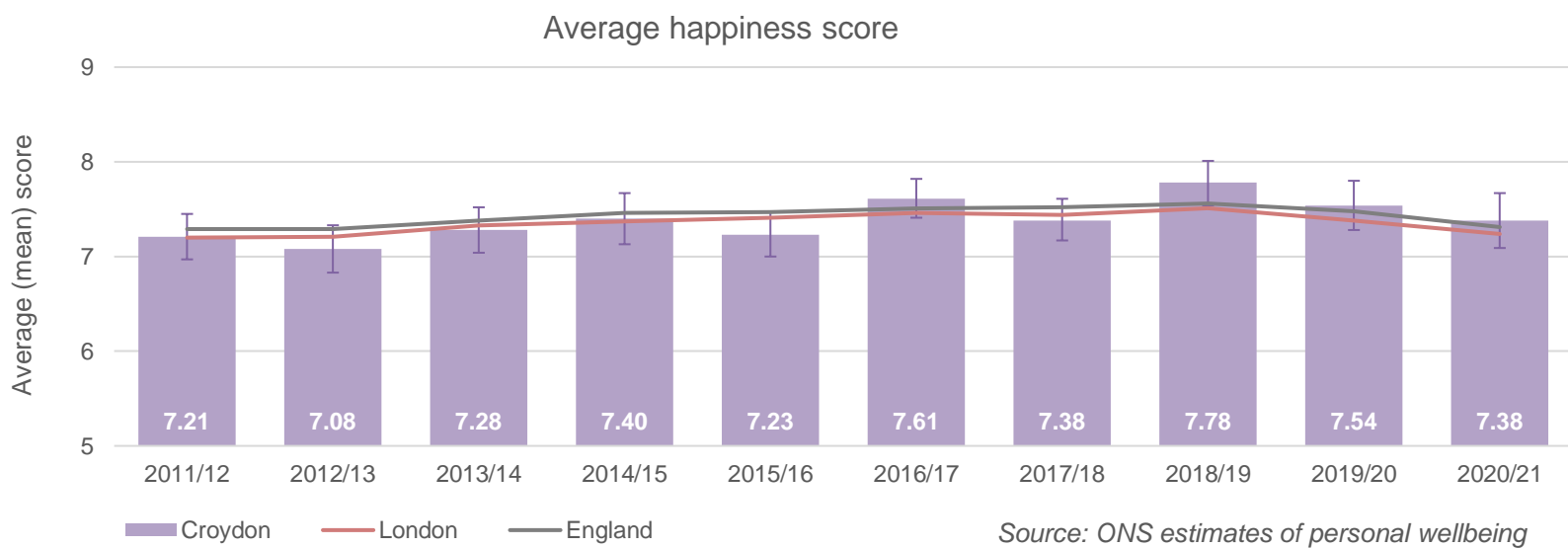
- > The latest average worthwhile score in Croydon was 7.6 out of 10
- > 80% of Croydon respondees reported good worthwhile feelings (a score of 7 or higher)



### Happiness

Respondents were asked "Overall, how happy did you feel yesterday? Where 0 is 'not at all happy' and 10 is completely happy"

- > The latest average happiness score in Croydon was 7.38 out of 10
- > 74.5% of Croydon respondees reported high feelings of happiness (a score of 7 or higher)



## Estimates of Personal Wellbeing in Croydon

### Anxiety

Respondents were asked "Overall, how anxious did you feel yesterday? Where 0 is 'not at all anxious' and 10 is completely anxious"

- > The latest average anxiety score in Croydon was 2.98 out of 10
- > 63.2% of Croydon respondees reported low feelings of anxiety (a score of 3 or less)

