

Registered Suicides of Croydon Residents

Sources and definitions of data

ONS. UK suicides registered in 2020. Published in September 2021.

[LINK TO DATA](#)

PHE. Suicide Prevention Profile. Updated in September 2021.

[LINK TO DATA](#)

In England and Wales when somebody dies unexpectedly, a Coroner investigates the circumstances to establish the cause of death. The investigation, referred to as an 'inquest', is a process that can take months and, in some cases, years. When an inquest has concluded the death is officially registered. For suicides that occurred in England and Wales, the Office for National Statistics then assigns each death with an 'underlying cause' based on the information provided to the Coroner.

In England and Wales data on suicide concern all deaths that were assigned underlying cause of intentional self-harm (for those aged 10 years and above). Deaths caused by injury or poisoning of undetermined intent (for those aged 15 years and above) are also included, based on the assumption that the majority of these deaths will be suicides.

Suicides of Croydon residents

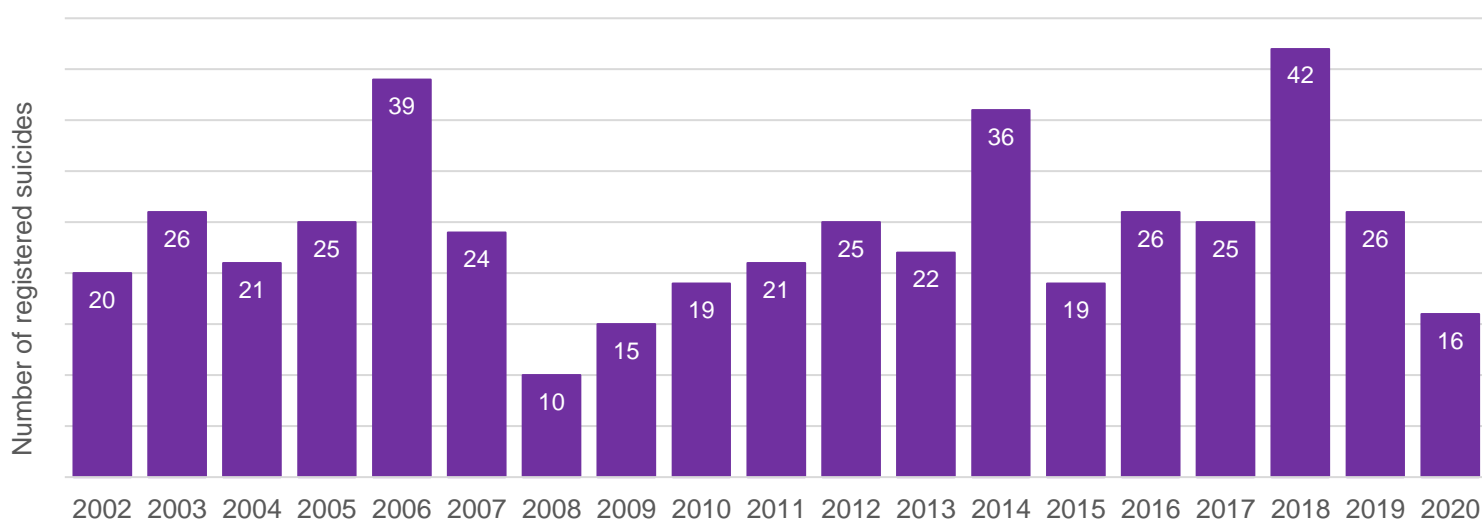
Suicide is a significant cause of death in young adults, and is seen as an indicator of underlying rates of mental ill-health. Suicide is a major issue for society and a leading cause of years of life lost. Suicide is often the end point of a complex history of risk factors and distressing events, but there are many ways in which services, communities, individuals and society as a whole can help to prevent suicides.

Since 2002, an average of 24 deaths due to suicide have been registered each year in Croydon.

This number varies by year, with 2018 having the largest number of suicides registered.

Numbers have fallen considerably in 2020 in-line with regional and national trends. Nationally the ONS have stated that this decrease is likely to be driven by two factors; a decrease in male suicides at the start of the covid-19 pandemic and delays in death registrations because of the pandemic.

Number of suicides (deaths registered in year) in Croydon



Source: ONS Suicides in England and Wales by local authority

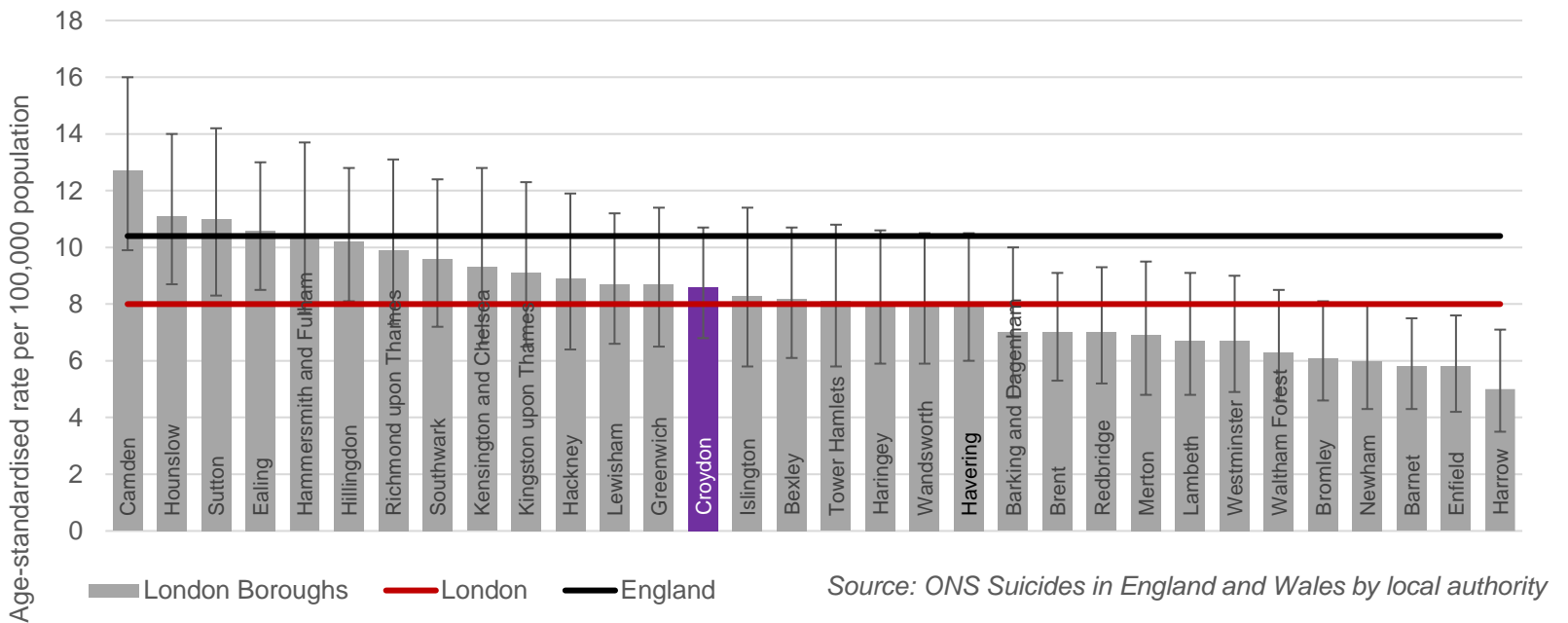
Registered Suicides of Croydon Residents

In the latest 3-year data (2018-2020), Croydon had the 14th highest rate of suicides in London, this is statistically similar to the overall London rate.

Rate of suicides (deaths registered in year), rolling three year aggregates



Rate of suicides (deaths registered in year), rolling three year aggregates
London boroughs in 2018 to 2020



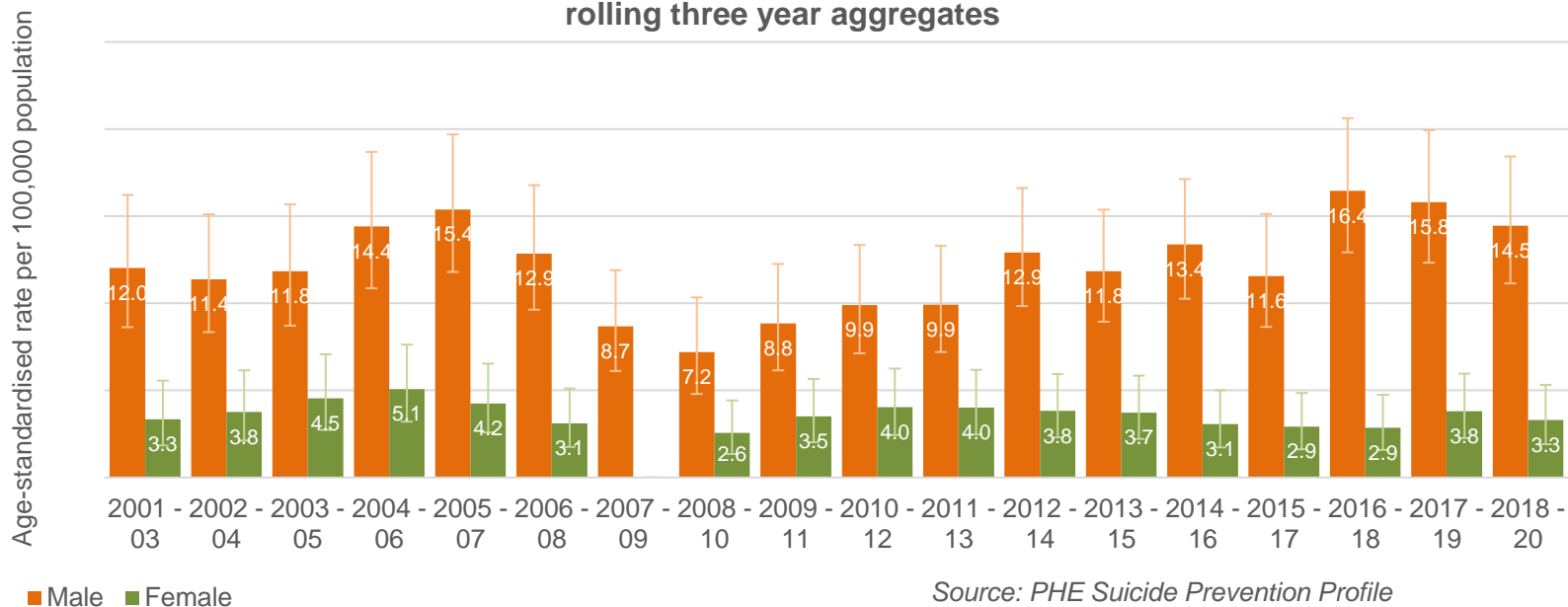
Registered Suicides of Croydon Residents

Gender differences

In Croydon, as across the country, males have a much higher suicide rate than females.

In the latest 3-year data (2018-2020), Croydon had the 9th highest rate of male suicides and the 8th lowest rate of female suicides in London.

Rate of suicides (deaths registered in year), in Croydon by gender rolling three year aggregates

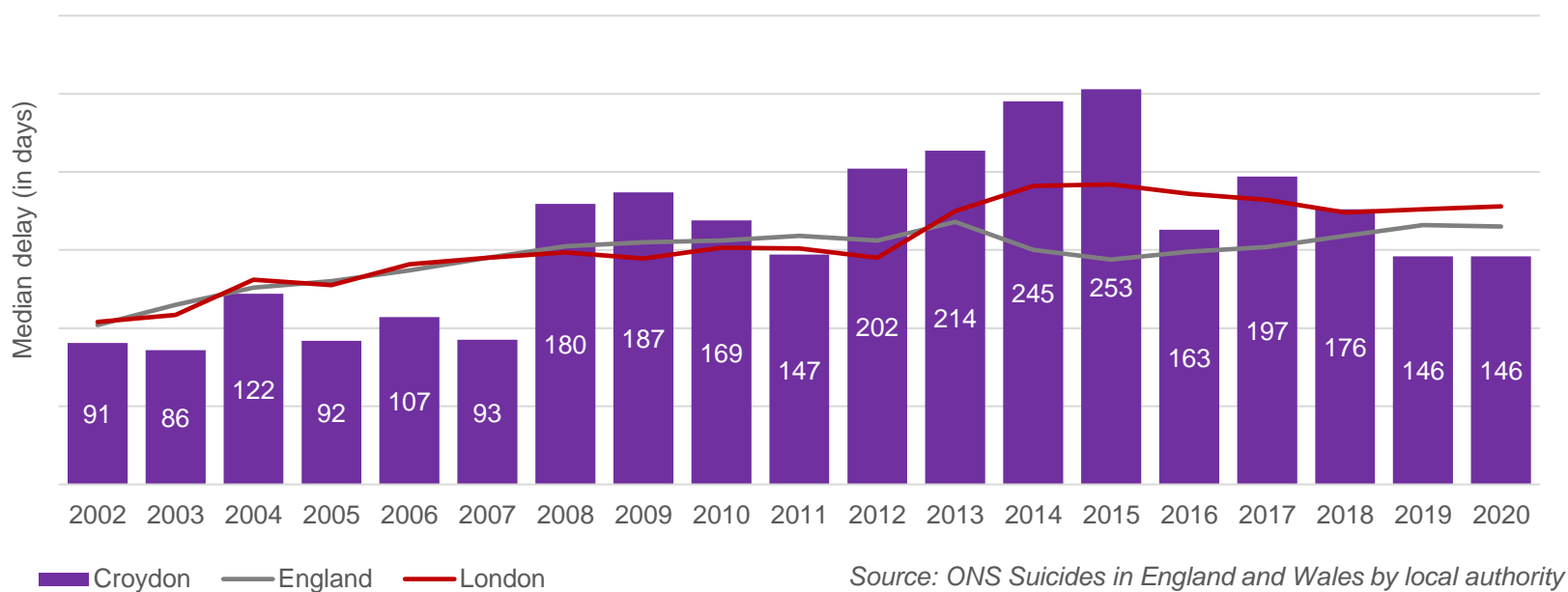


Average time taken to register a death

Following an increase in the average time taken to register a death in Croydon, this time delay has been lessening since the peak in 2015 of, on average, 253 days (36 weeks). In 2020, this average delay was 146 days, around 21 weeks.

In 2020, Croydon had the fourth shortest registration delay for suicides across all London boroughs.

Median registration delay (in days) for suicides



Registered Suicides of Croydon Residents

Median registration delay (in days) for suicides London boroughs in 2020

