

Diagnosed Conditions in Croydon GPs

Sources of Data

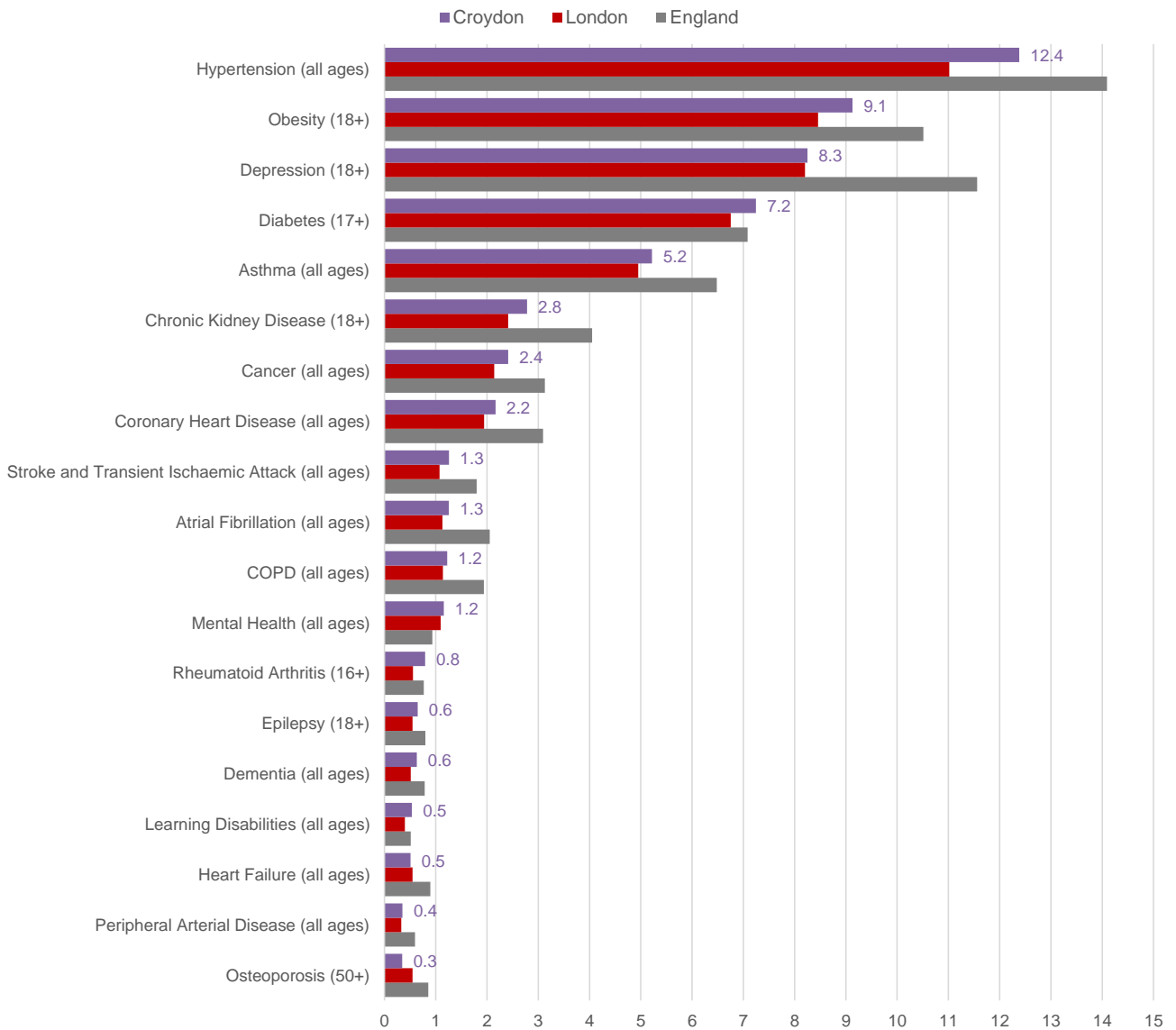
NHS Digital. Quality and Outcomes Framework. Published August 2020.

[LINK TO DATA](#)

Diagnosed Prevalence

> The most common diagnosis in registered patients was hypertension (a raised blood pressure)

Percentage of GP list size diagnosed, 2019/20

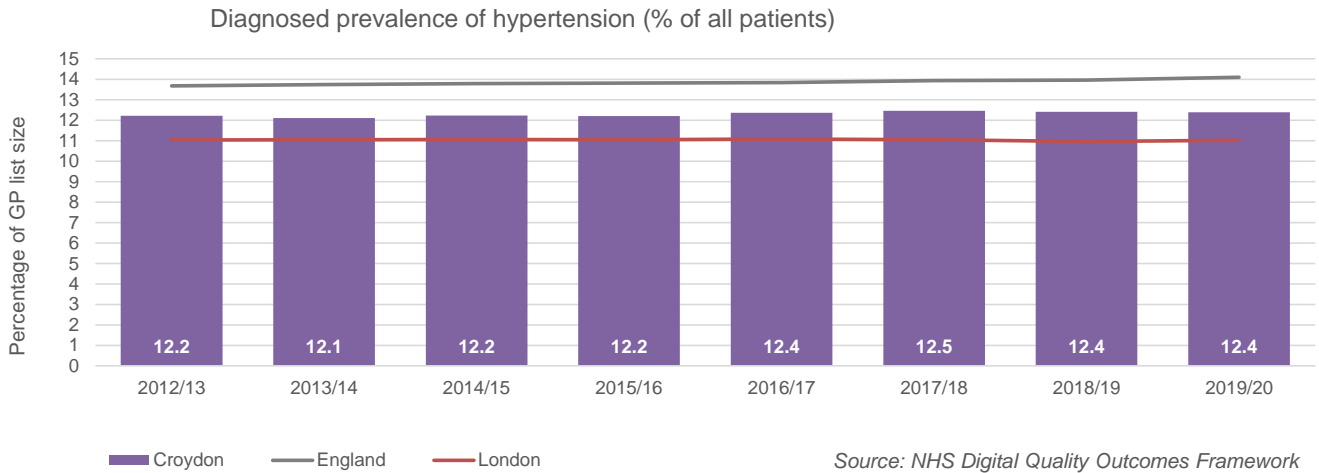


Source: NHS Digital Quality Outcomes Framework, 2019/20

Diagnosed Conditions in Croydon GPs

Hypertension

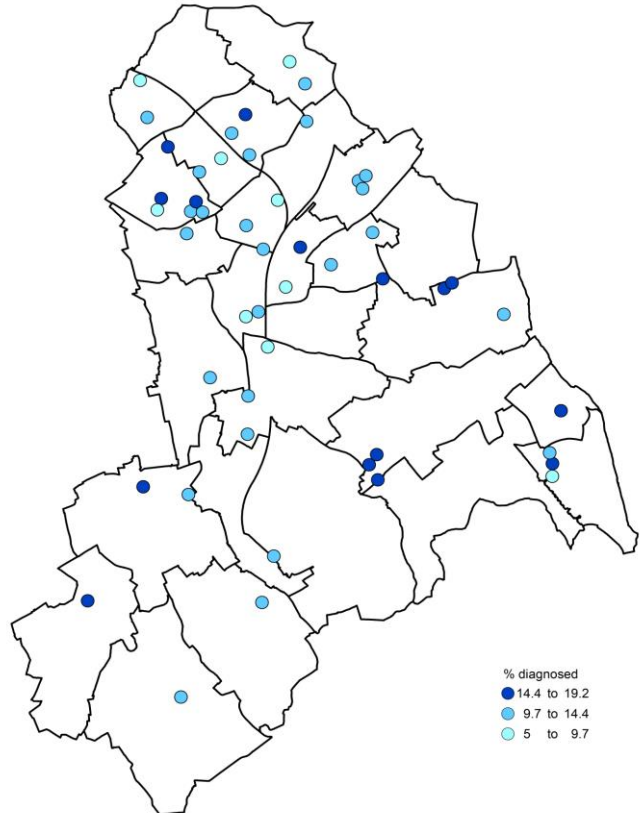
- > 52,266 people registered with a Croydon GP have been diagnosed with hypertension, this is 12.4% of the GP register
- > Since last year, the number of people diagnosed with hypertension has increased by 803 people, though the % of patients affected remains the same as last year



> Diagnosed prevalence ranges from 5.1% - 19.2% across Croydon GPs

> This gap of 14.1 percentage points between the GPs with the lowest diagnosed prevalence and the highest is the second largest gap in Croydon of all diagnosed conditions

Diagnosed Hypertension in Croydon GPs
QOF, 2019/20. Percentage of GP list size, all ages



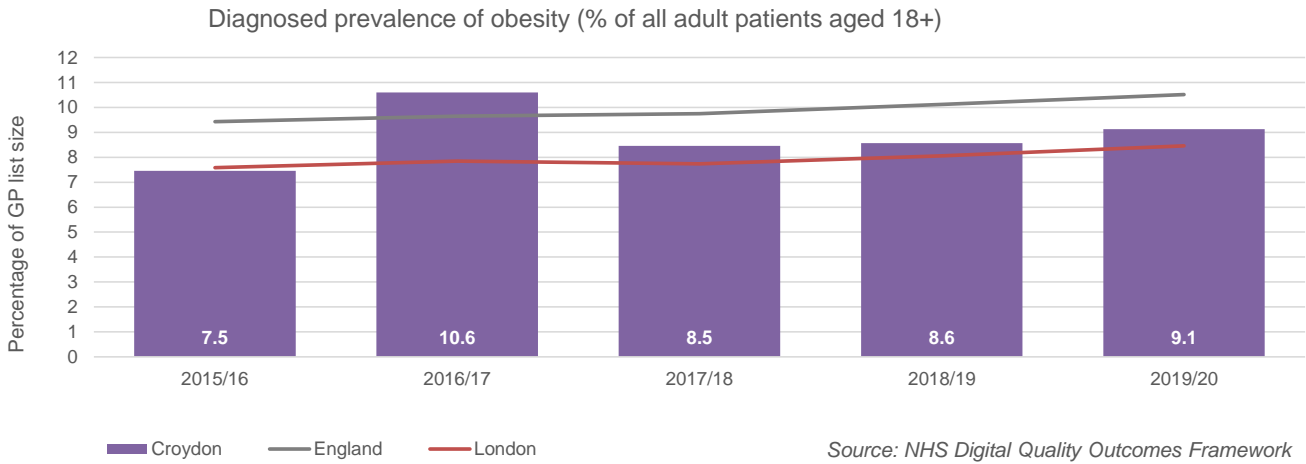
Reproduced by permission of Ordnance Survey on behalf of HMSO. © Crown copyright and database right 2019
OS Licence number 10001927

Diagnosed Conditions in Croydon GPs

Obesity

> 32,010 adults (aged 18+) registered with a Croydon GP have been diagnosed with obesity, this is 9.1% of the GP register

> Since last year, the number of adults diagnosed with obesity has increased by 4,413 people and 0.5 % points

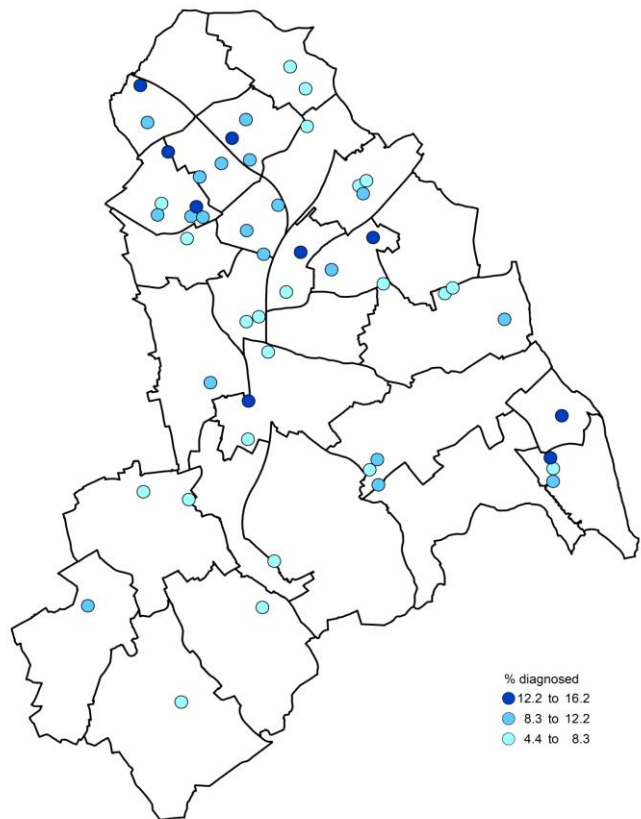


> Diagnosed prevalence ranges from 4.4% - 16.2% across Croydon GPs

> This gap of 11.8 percentage points between the GPs with the lowest diagnosed prevalence and the highest is the third largest gap in Croydon of all diagnosed conditions

Diagnosed Obesity in Croydon GPs

QOF, 2019/20. Percentage of GP list size aged 18+

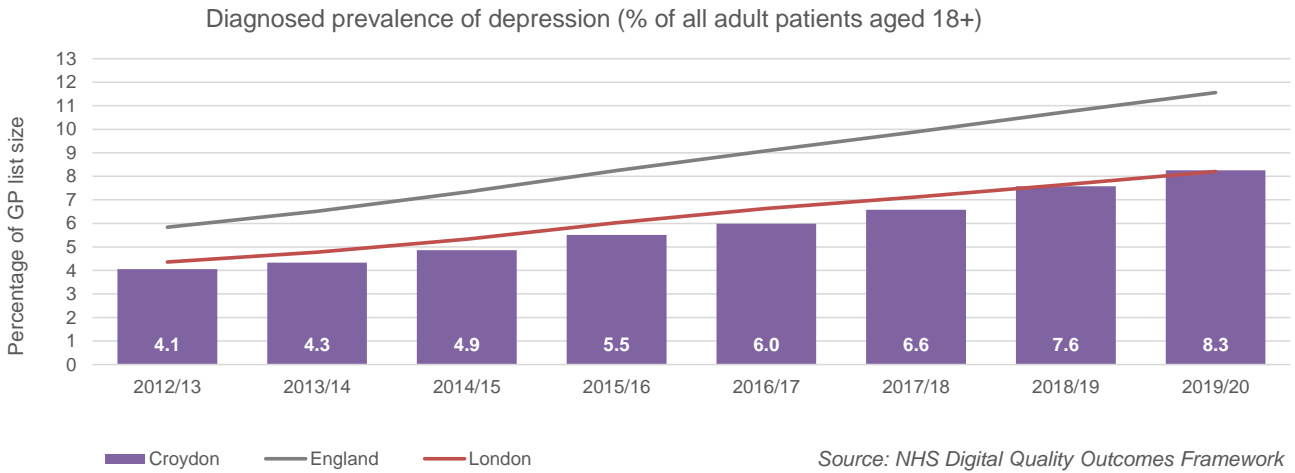


Reproduced by permission of Ordnance Survey on behalf of HMSO. © Crown copyright and database right 2019
OS Licence number 10001927

Diagnosed Conditions in Croydon GPs

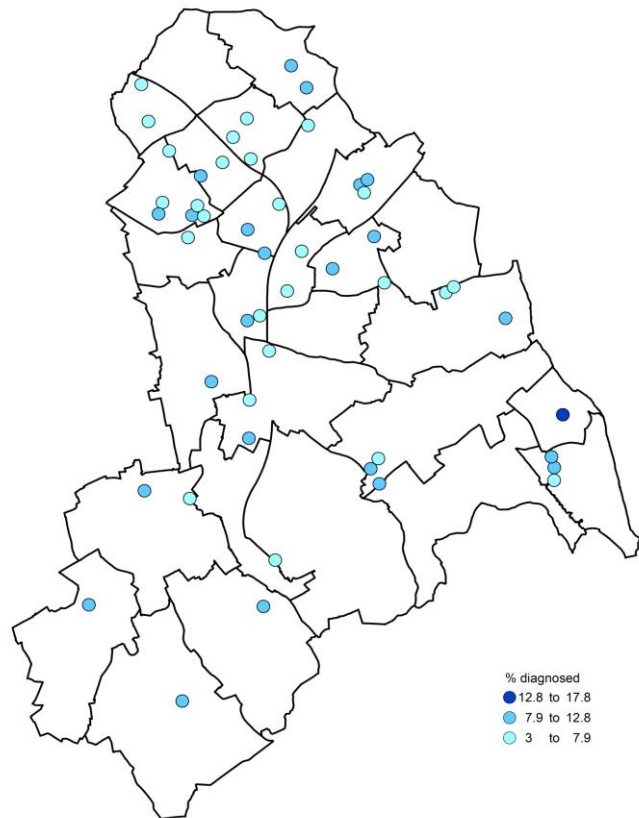
Depression

- > 27,122 adults (aged 18+) registered with a Croydon GP have been diagnosed with depression, this is 8.3% of the GP register
- > Since last year, the number of adults diagnosed with depression has increased by 2,733 people and 0.7 % points



- > Diagnosed prevalence ranges from 3.0% - 17.7% across Croydon GPs
- > This gap of 14.7 percentage points between the GPs with the lowest diagnosed prevalence and the highest is the largest gap in Croydon of all diagnosed conditions

Diagnosed Depression in Croydon GPs
QOF, 2019/20. Percentage of GP list size aged 18+

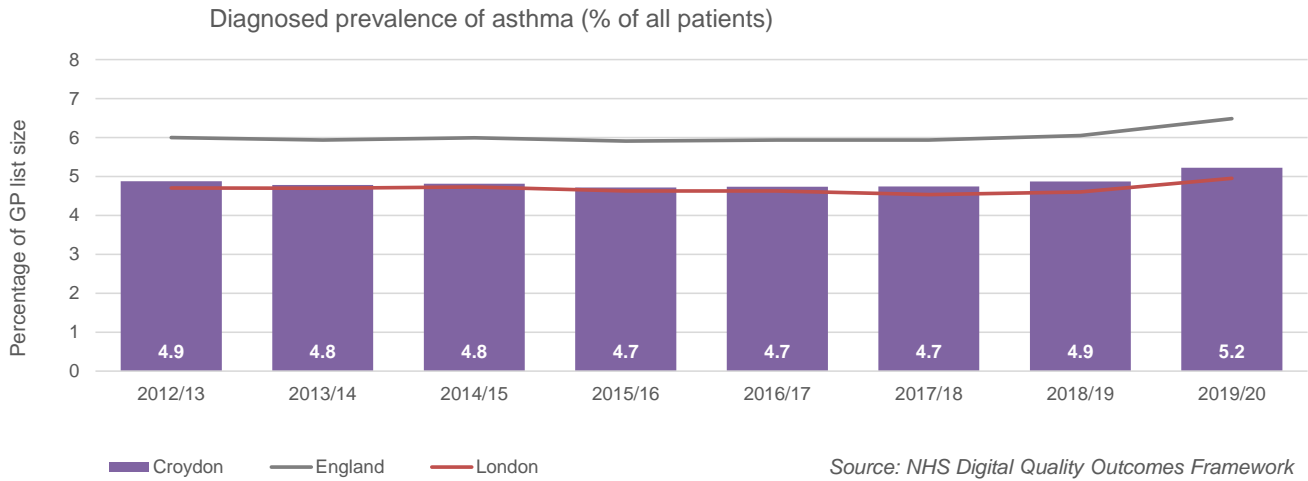


Reproduced by permission of Ordnance Survey on behalf of HMSO. © Crown copyright and database right 2019
OS Licence number 10001927

Diagnosed Conditions in Croydon GPs

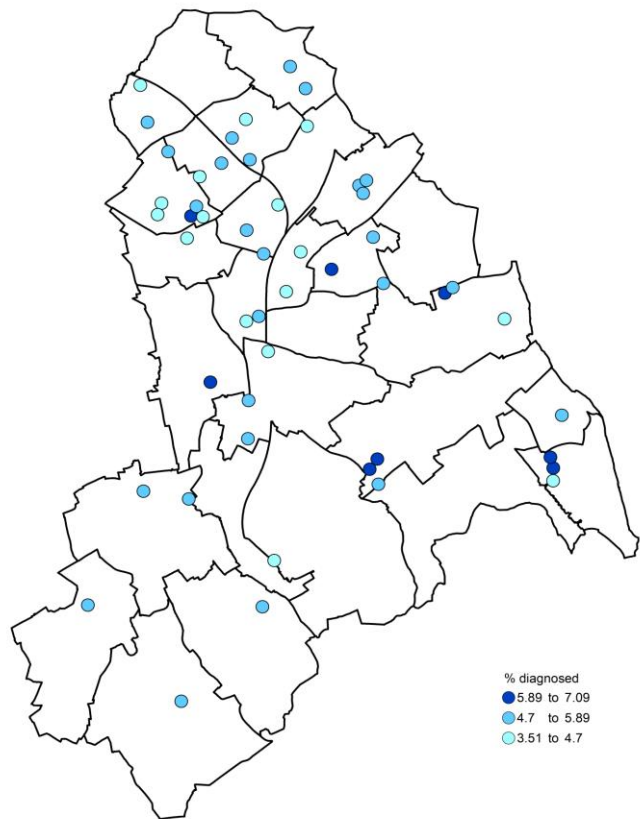
Asthma

- > 22,032 people registered with a Croydon GP have been diagnosed with asthma, this is 5.2% of the GP register
- > Since last year, the number of people diagnosed with asthma has increased by 1,821 people and 0.3 % points.



- > Diagnosed prevalence ranges from 3.5% - 7.1% across Croydon GPs
- > This is a gap of 3.6 percentage points between the GPs with the lowest diagnosed prevalence and the highest

Diagnosed Asthma in Croydon GPs
QOF, 2019/20. Percentage of GP list size, all ages



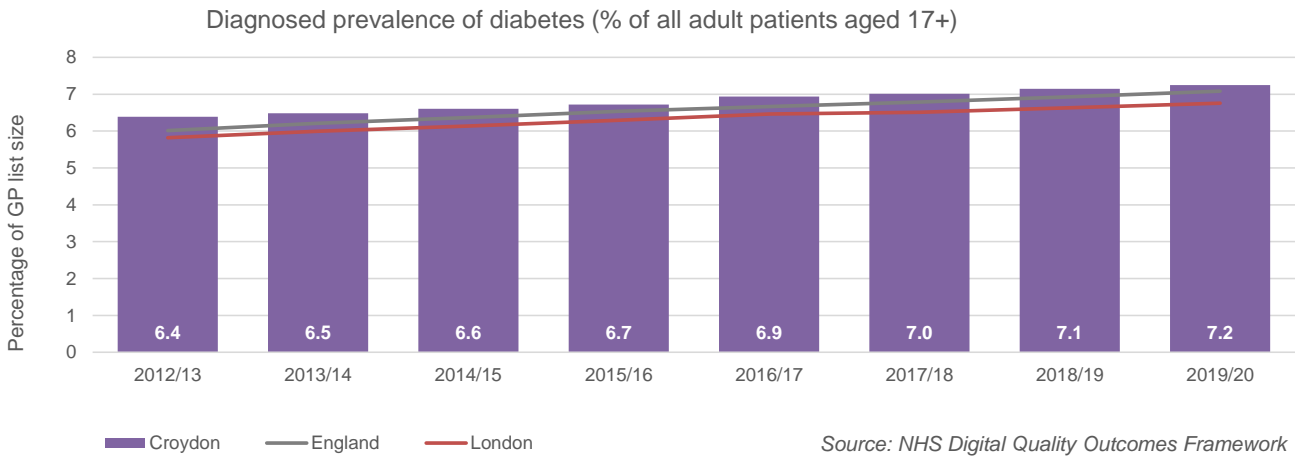
Reproduced by permission of Ordnance Survey on behalf of HMSO. © Crown copyright and database right 2019
OS Licence number 10001927

Diagnosed Conditions in Croydon GPs

High dependency and long-term conditions

Diabetes

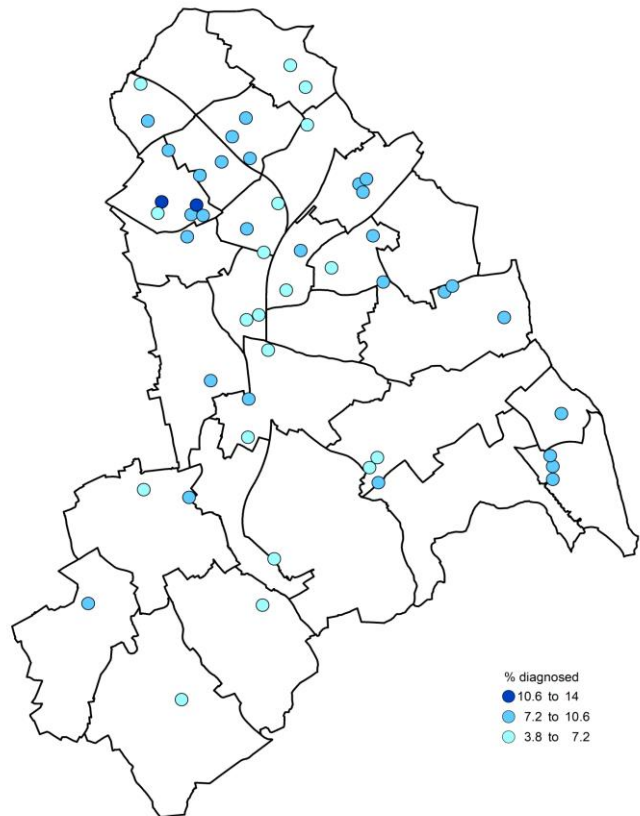
- > 24,174 adults (aged 17+) registered with a Croydon GP have been diagnosed with diabetes, this is 7.2% of the GP register
- > Since last year, the number of adults diagnosed with diabetes has increased by 826 people and 0.1 % point



- > Diagnosed prevalence ranges from 3.8% - 13.9% across Croydon GPs

- > This gap of 10.1 percentage points between the GPs with the lowest diagnosed prevalence and the highest is the fourth largest gap in Croydon of all diagnosed conditions

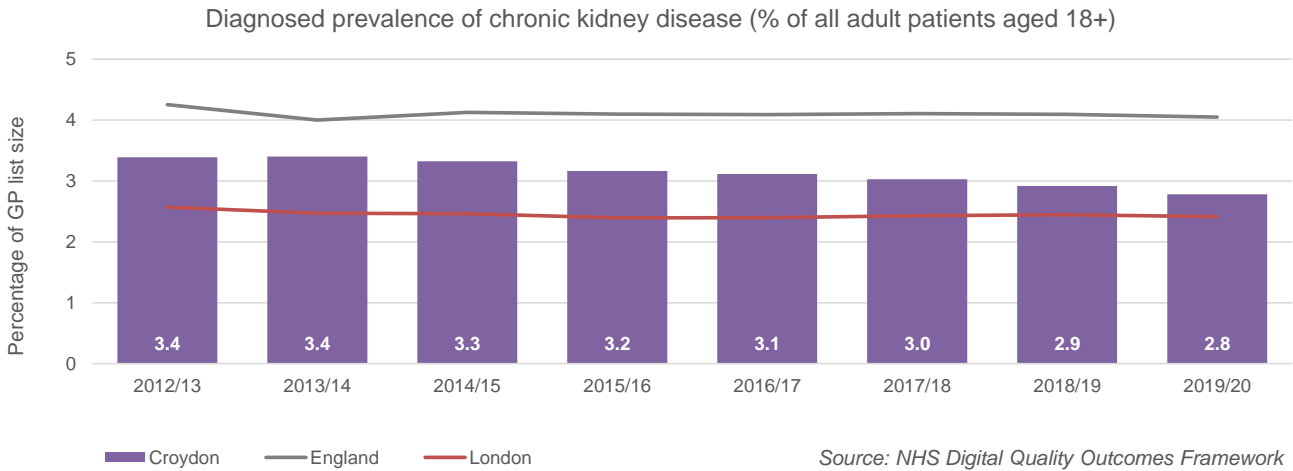
Diagnosed Diabetes in Croydon GPs
QOF, 2019/20. Percentage of GP list size aged 17+



Diagnosed Conditions in Croydon GPs

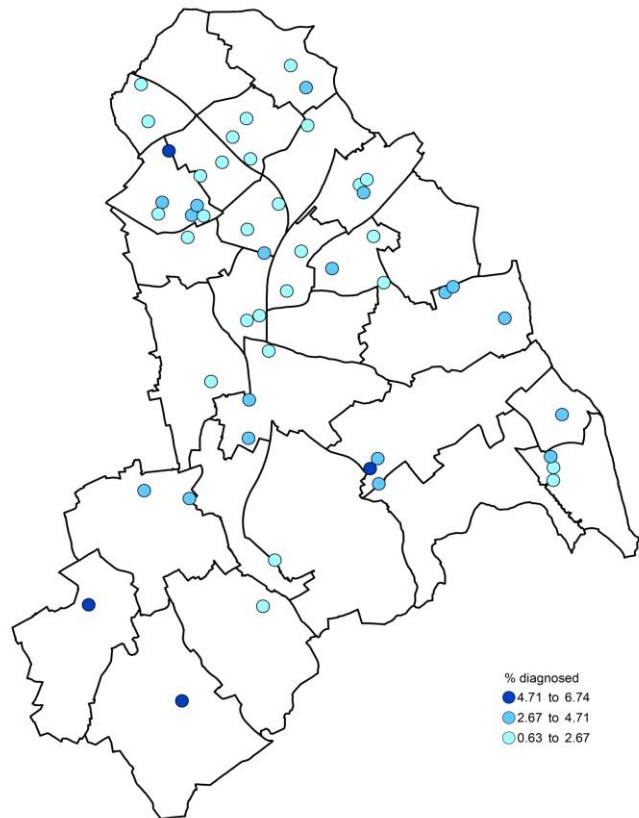
Chronic Kidney Disease (CKD)

- > 9,140 adults (aged 18+) registered with a Croydon GP have been diagnosed with CKD, this is 2.8% of the GP register
- > Since last year, the number of adults diagnosed with CKD has decreased by 250 people and 0.1 % point



- > Diagnosed prevalence ranges from 0.6% - 6.7% across Croydon GPs
- > This is a gap of 6.1 percentage points between the GPs with the lowest diagnosed prevalence and the highest

Diagnosed Chronic Kidney Disease in Croydon GPs
QOF, 2019/20. Percentage of GP list size aged 18+

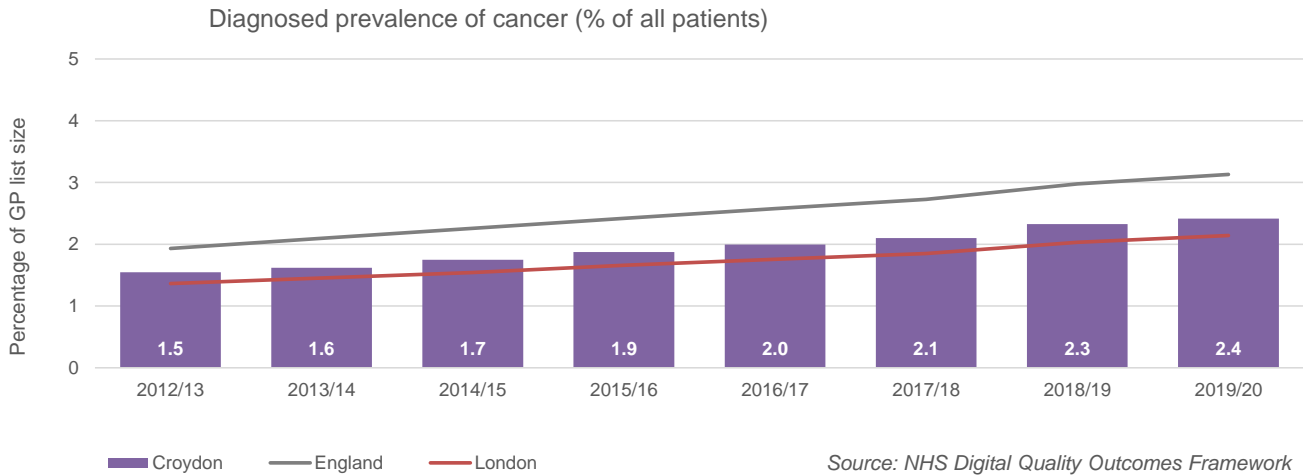


Reproduced by permission of Ordnance Survey on behalf of HMSO. © Crown copyright and database right 2019
OS Licence number 10001927

Diagnosed Conditions in Croydon GPs

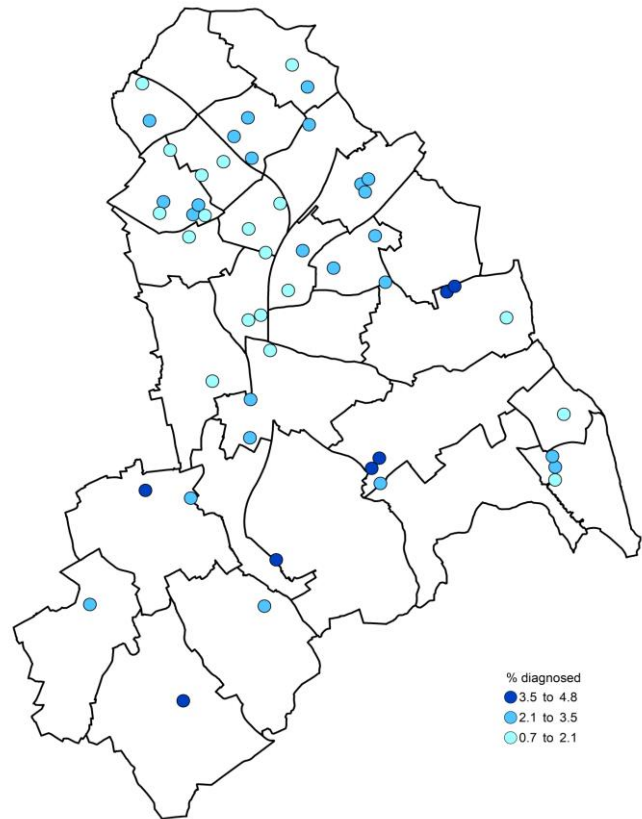
Cancer

- > 10,191 people registered with a Croydon GP have been diagnosed with cancer, this is 2.4% of the GP register
- > Since last year, the number of adults diagnosed with cancer has increased by 542 people and 0.1 % points.



- > Diagnosed prevalence ranges from 0.8% - 4.7% across Croydon GPs
- > This is a gap of 4.0 percentage points between the GPs with the lowest diagnosed prevalence and the highest

Diagnosed Cancer in Croydon GPs
QOF, 2019/20. Percentage of GP list size, all ages



Reproduced by permission of Ordnance Survey on behalf of HMSO. © Crown copyright and database right 2019
OS Licence number 10001927