

# Life Expectancy in Croydon

## Sources of Data

ONS. UK life expectancy, healthy and disability free life expectancies. Published December 2018. [LINK TO DATA](#)

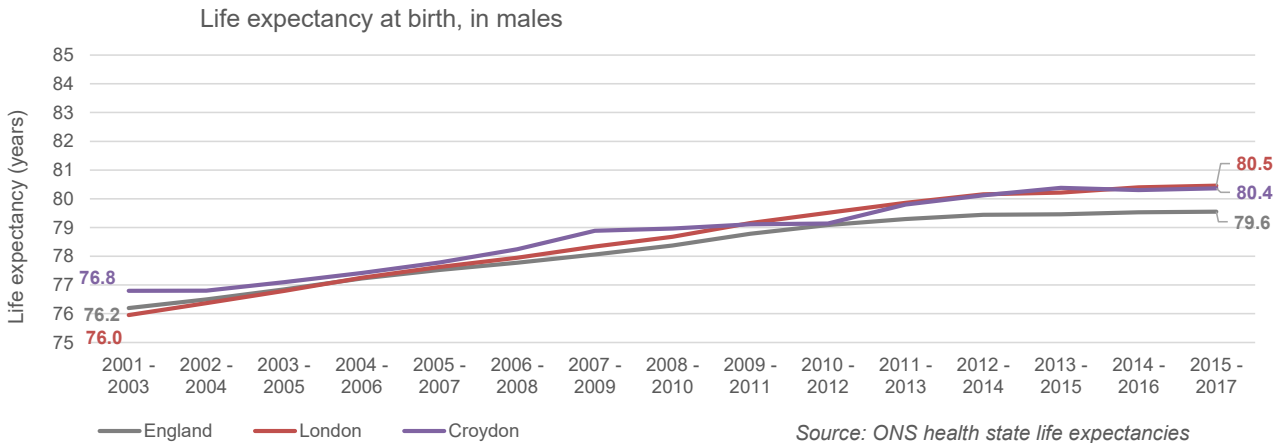
PHE. Public Health Outcomes Framework, Slope Index of Inequality. Published February 2019. [LINK TO DATA](#)

PHE. Health Inequalities Segment Tool. Published May 2019. [LINK TO DATA](#)

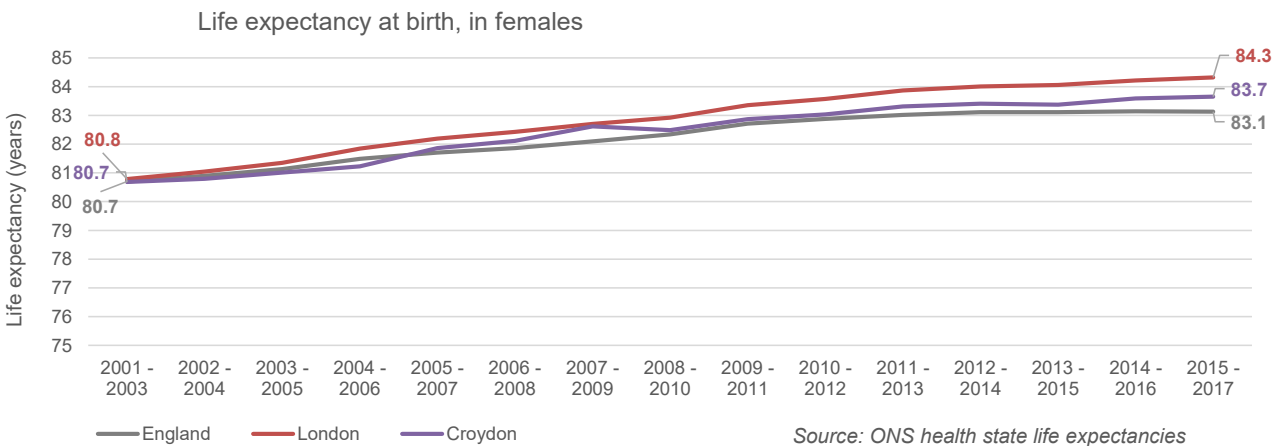
## Life Expectancy at Birth

Across the UK, the gains seen in life expectancy at birth has slowed in the recent years showing a levelling-off of the age of life expectancy.

- > The gap between male and female life expectancy is now 3.3 years, a reduction from the 3.9 year gap in 2001-03
- > Life expectancy at birth for males is now 80.4 years, an increase of 3.6 years since 2001-03  
This life expectancy is higher than England and similar to London



- > Life expectancy at birth for females is now 83.7 years, an increase of 3 years since 2001-03  
This life expectancy is higher than England and lower than the London average  
Croydon has the ninth lowest life expectancy at birth for females in London

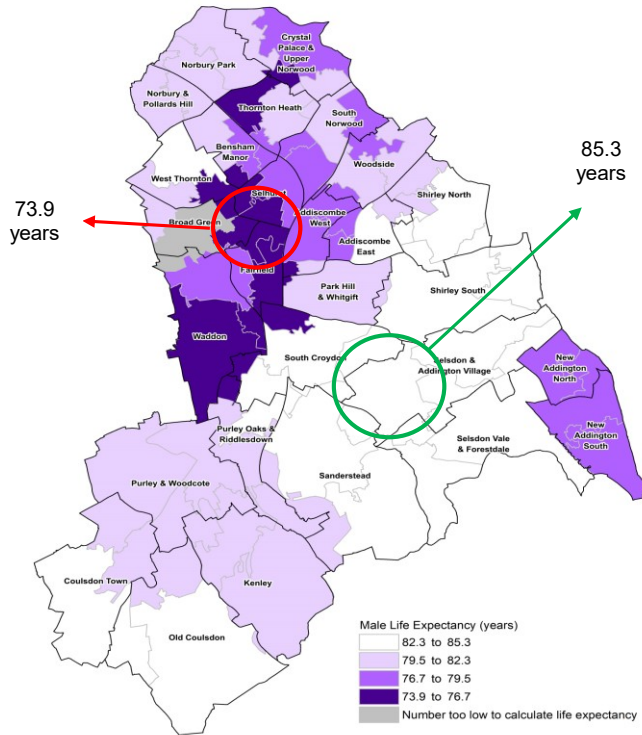


## Life Expectancy in Croydon

Life expectancy at birth is different within different areas of Croydon.

Males and females with the highest and lowest life expectancies are not necessarily from the same areas.

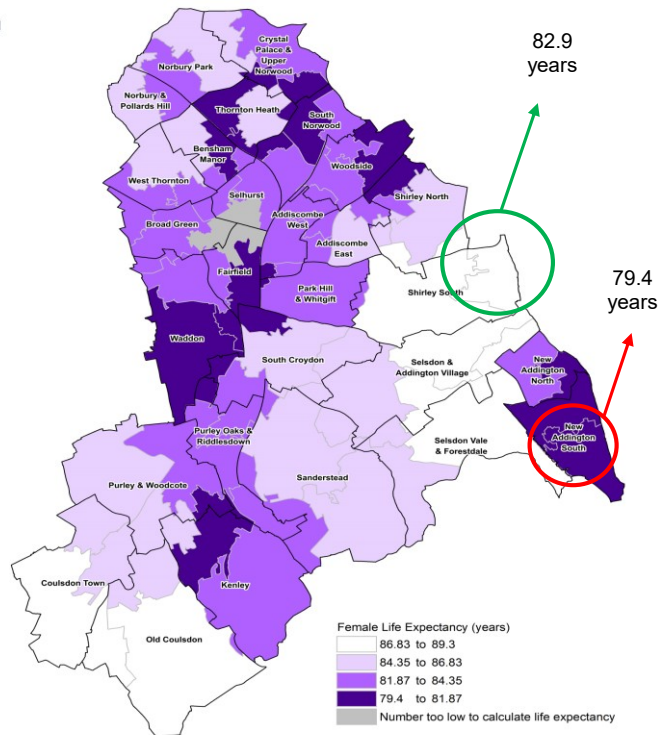
Male Life Expectancy, 2013-2017



> In males, the small area with the highest life expectancy is within Selsdon & Addington Village. The lowest small area crosses into Fairfield, Broad Green and Selhurst wards

Reproduced by permission of Ordnance Survey on behalf of HMSO. © Crown copyright and database right 2019  
OS Licence number 10001927

Female Life Expectancy, 2013-2017



> In females, the small area with the highest life expectancy is within Shirley South. The small area with the lowest life expectancy is within New Addington South

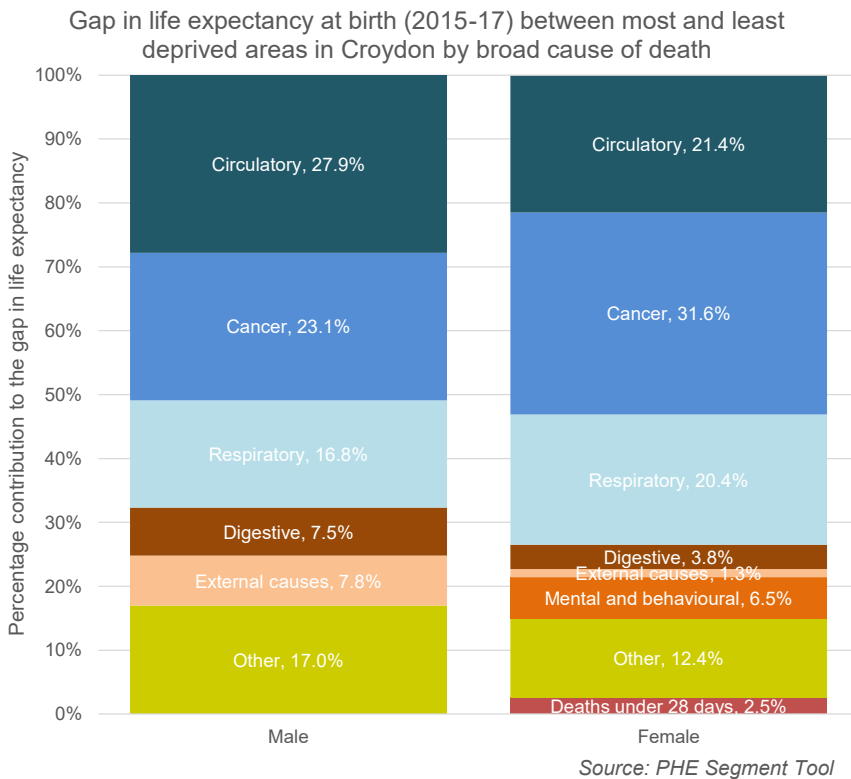
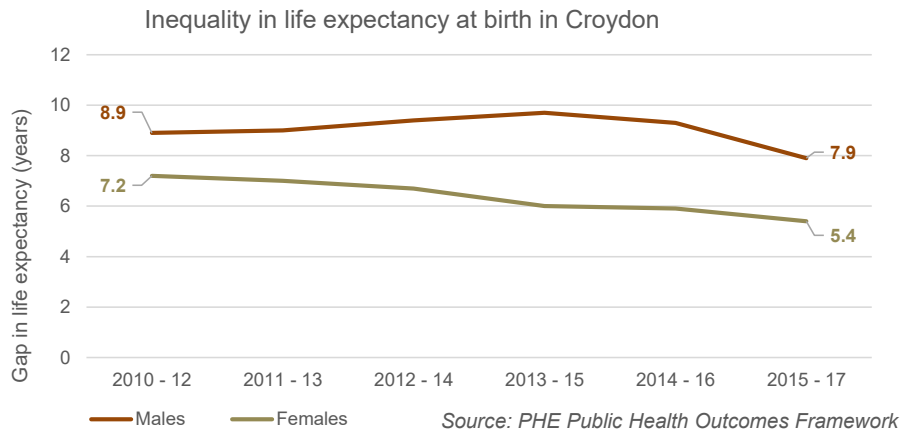
Reproduced by permission of Ordnance Survey on behalf of HMSO. © Crown copyright and database right 2019  
OS Licence number 10001927

## Life Expectancy in Croydon

### Inequality in Life Expectancy at Birth

The slope index of inequality looks into the differences in life expectancy across the whole range of deprivation and summarises this into a single number, showing how many years separate life expectancy within Croydon's most and least deprived areas.

- > The inequality of life expectancy within Croydon is falling across both genders
- > In females, the gap is now 5.4 years, 1.8 years less than 2010-12
- > In males, the gap is now 7.9 years, 1 year less than 2010-12
- > Croydon has the sixth largest inequality gap for males in London



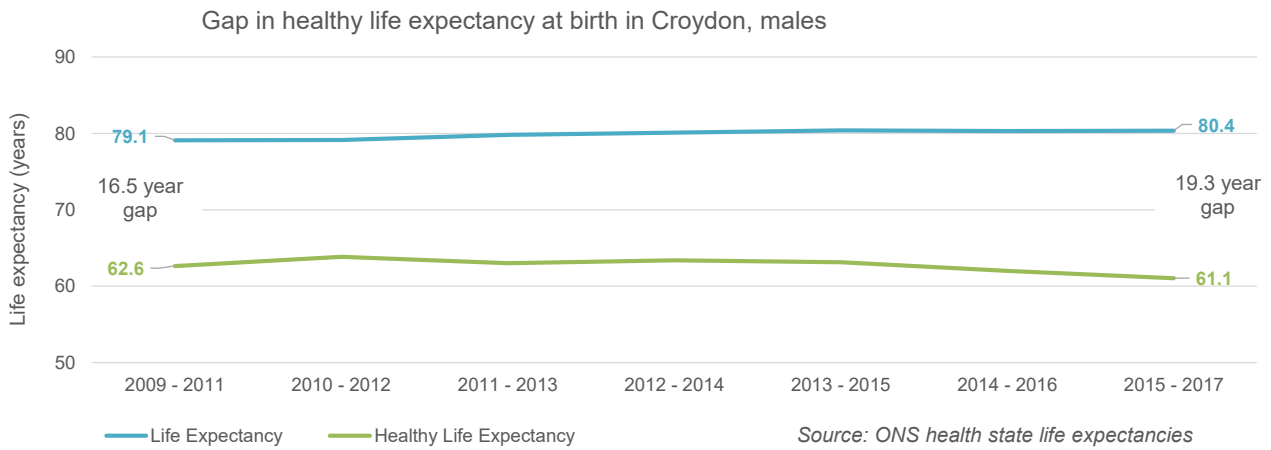
- > Circulatory diseases accounted for the majority of the gap in life expectancy in males
- > The % contribution to the gap in life expectancy in males was similar to London across most broad causes of death in males  
The exception being in mental and behavioural causes which contributed to 5.4% of the gap across London
- > Cancer accounted for the majority of the gap in life expectancy in females
- > At 31.6%, this % contribution to the gap in life expectancy in females was higher than London, where cancer contributed 24% of the gap.

## Life Expectancy in Croydon

### Healthy Life Expectancy at Birth

Healthy Life Expectancy estimates the number of years live in 'good' or 'very good' health.

- > Healthy life expectancy in Croydon is falling and, with the rise in life expectancy, this means that Croydon residents are living for longer in poor health
- > There is no gap between male and female healthy life expectancy, a reduction from the 3.1 year gap in 2010-12
- > Healthy life expectancy at birth for males is now 61.1 years, an decrease of 1.6 years since 2010-12  
This healthy life expectancy is similar to England and lower than London  
Croydon has the fifth lowest healthy life expectancy at birth for males in London
- > Male residents in Croydon spend, on average, 76% of their lives in good health  
The gap between healthy life expectancy and life expectancy in males is 19.3 years



- > Healthy life expectancy at birth for females is now 61.1 years, a decrease of 4.6 years since 2010-12  
This healthy life expectancy is lower than both England and London  
Croydon has the fourth lowest healthy life expectancy at birth for females in London
- > Female residents in Croydon spend, on average, 73% of their lives in good health  
The gap between healthy life expectancy and life expectancy in females is 22.6 years

