

## Estimates of Personal Wellbeing in Croydon

### Sources and Limitations of Data

ONS. Headline estimates of personal wellbeing in the UK. Published October 2019.

[LINK TO DATA](#)

The personal well-being estimates are from the Annual Population Survey (APS), which provides a representative sample of those living in private residential households in the UK. People living in communal establishments (such as care homes) or other non-household situations are not represented in this survey and this may be important in interpreting the findings in relation to those people reporting lower personal well-being. Data is weighted to ensure that estimates are representative of the target population.

In 2018/19 in Croydon, the sample of residents was from 360 people.

Comparisons between areas must be done so with caution as these estimates are provided from a sample survey. As such, confidence intervals are produced to present the sampling variability which should be taken into account when assessing differences between areas as true differences may not exist.

All average scores are considered precise apart from the following which are considered 'reasonably precise' (i.e. a co-efficient of variation >5% and <=10%)

- Croydon anxiety figures for 2012/13, 2014/15, 2015/16 and 2018/19

All Croydon % scores are considered 'reasonably precise' (i.e. a co-efficient of variation >5% and <=10%) apart from the following which are considered 'acceptable' (i.e. a co-efficient of variation >10% and <=20%)

- Life satisfaction %s for 2011-12 to 2014/15 and anxiety %s for 2012/13 to 2016/17 and 2018/19

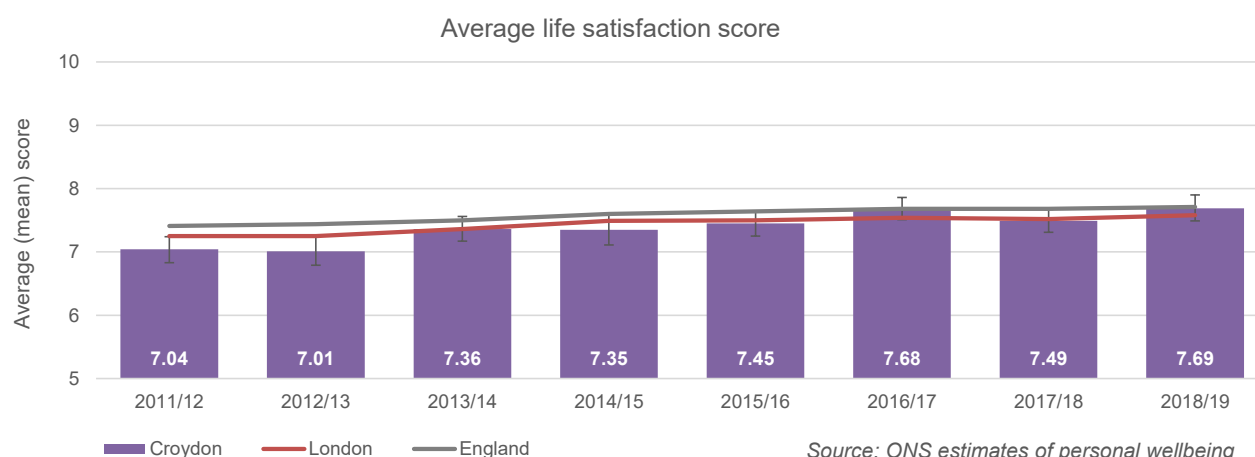
### Life Satisfaction

Respondents were asked "Overall, how satisfied are you with your life nowadays? Where 0 is 'not at all satisfied' and 10 is 'completely satisfied'"

> The latest average life satisfaction score in Croydon was 7.69 out of 10

This was the 10th highest average score across all London boroughs

> 80% of Croydon respondees reported good life satisfaction (a score of 7 or higher)

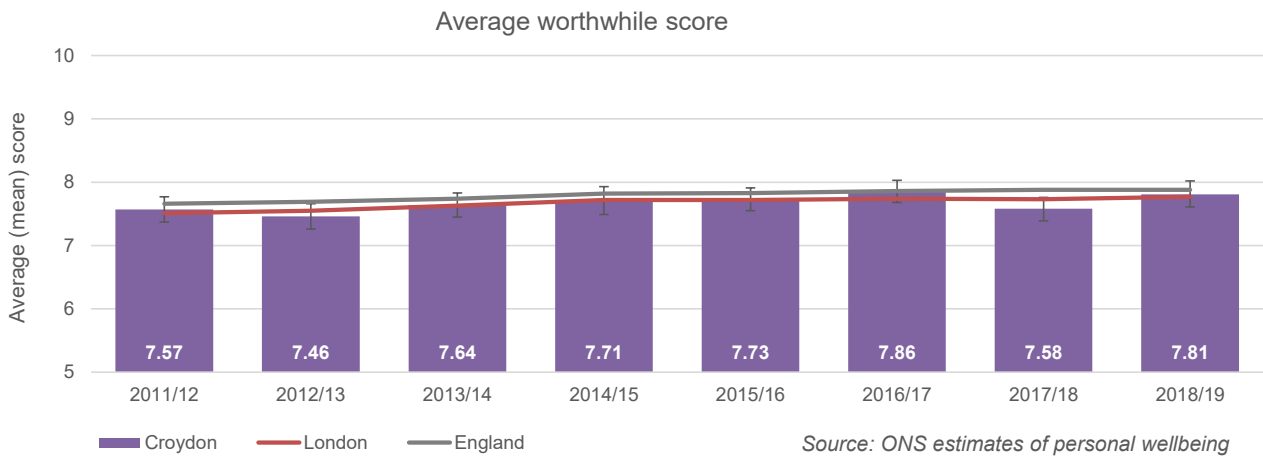


## Estimates of Personal Wellbeing in Croydon

### Worthwhile

Respondents were asked "Overall, to what extent do you feel the things you do in your life are worthwhile? Where 0 is 'not at all worthwhile' and 10 is 'completely worthwhile'"

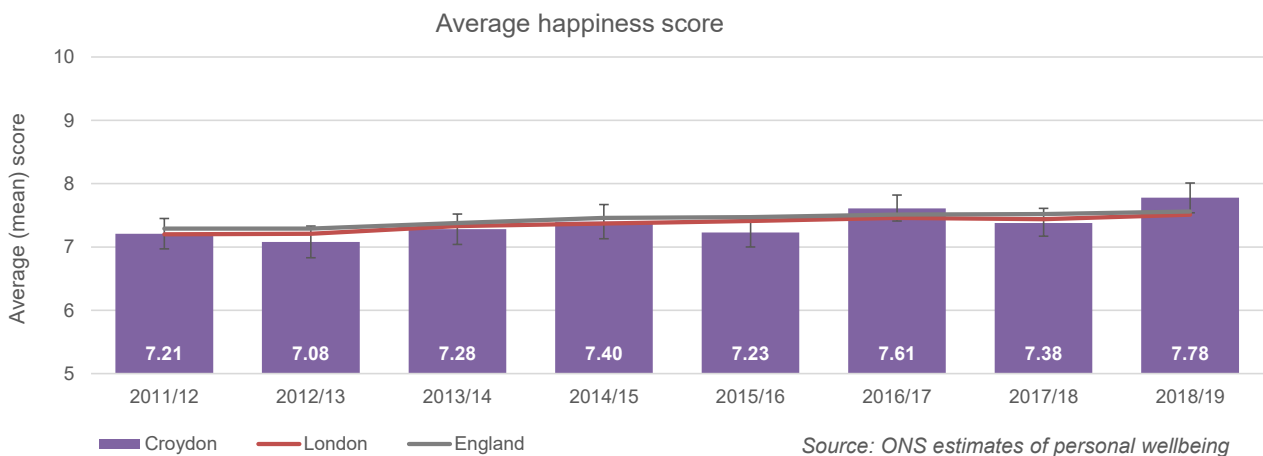
- > The latest average worthwhile score in Croydon was 7.81 out of 10  
This was the 11th highest average score across all London boroughs
- > 82% of Croydon respondees reported good worthwhile feelings (a score of 7 or higher)



### Happiness

Respondents were asked "Overall, how happy did you feel yesterday? Where 0 is 'not at all happy' and 10 is completely happy'"

- > The latest average happiness score in Croydon was 7.78 out of 10  
This was the 3rd highest average score across all London boroughs
- > 81% of Croydon respondees reported high feelings of happiness (a score of 7 or higher)  
This was the 5th highest proportion with a high score across all London boroughs



## Estimates of Personal Wellbeing in Croydon

### Anxiety

Respondents were asked "Overall, how anxious did you feel yesterday? Where 0 is 'not at all anxious' and 10 is completely anxious"

- > The latest average happiness score in Croydon was 2.93 out of 10  
This was the 9th lowest average score across all London boroughs
- > 63% of Croydon respondents reported low feelings of anxiety (a score of 3 or less)  
This was the 9th highest proportion with a low score across all London boroughs

