

Looked After Children in Croydon

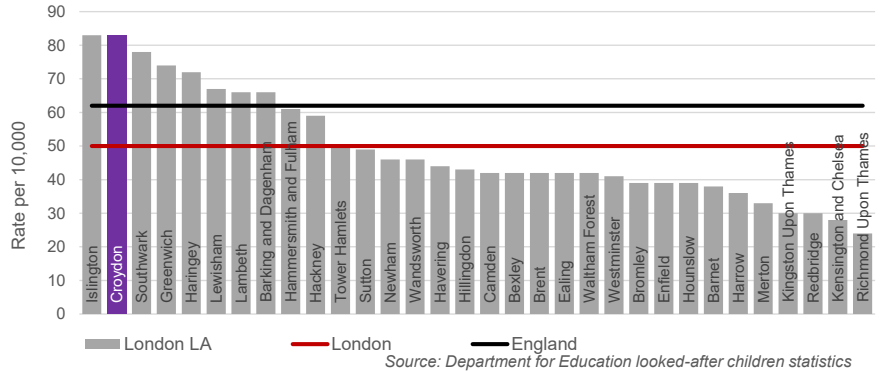
Looked After Children and Unaccompanied Asylum Seeking Children

Latest data released on 28 September 2017: <https://www.gov.uk/government/statistics/children-looked-after-in-england-including-adoption-2016-to-2017>
 Please be aware that all LA figures are rounded to the nearest 5, national and regional totals have been rounded to the nearest 10. Percentages have been rounded to the nearest whole number.

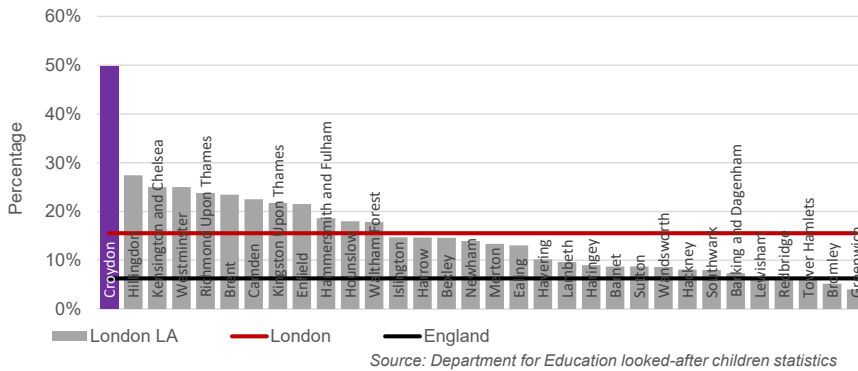
On 31 March 2017, 785 children were looked after by Croydon local authority. This is the largest number of looked after children in London and the 17th largest number of looked after children in all local authorities in England.

This equates to a rate of 83 per 10,000 under 18 population who are looked after, the second highest rate in London (excluding City of London).

Rate of Looked After Children at 31 March 2017
(per 10,000 children aged under 18)



Percentage of Looked After Children that are UASC



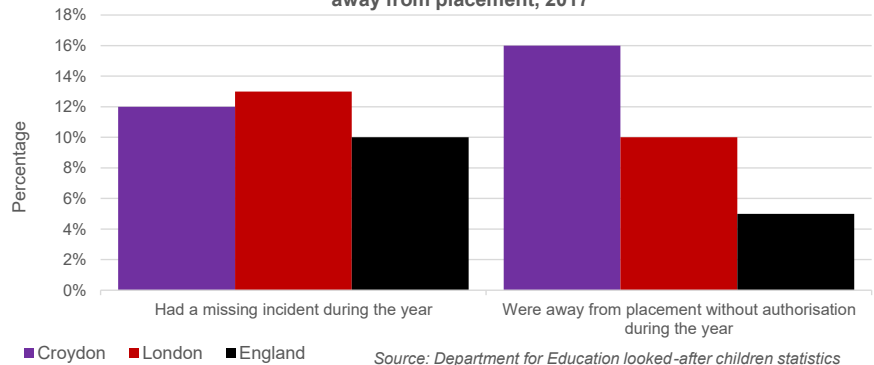
Of those 785 children, 390 (50%) were unaccompanied asylum seeking children (UASC). This is the second largest number of UASC in England, behind Kent.

This is also the highest proportion of UASC in England (excluding City of London).

In Croydon, of all children looked after during the year, 12% had a missing incident. In the same year, 16% were away from placement without authorisation.

Croydon figures may be impacted by the significant numbers of UASC within the borough.

Percentage of Looked After Children who had a missing incident / were away from placement, 2017



Missing is defined as a looked after child who is not at their placement or a place they are expected to be (e.g. school) and their whereabouts is not known. Away from placement without authorisation is defined as a looked after child whose whereabouts is known but who is not at their placement or place they are expected to be and the carer has concerns or the incident has been notified to the local authority or the police. In 2017, some local authorities informed the department that they do not record incidents as 'away without authorisation' but instead report all incidents as missing' to maintain consistency with local police reporting. We estimate this could mean an overestimate of missing incidents of up to 3% and an undercount of away without authorisation incidents of up to 6%. These estimates vary by region.

Looked After Children in Croydon

Care Leavers

Latest data released on 28 September 2017: <https://www.gov.uk/government/statistics/children-looked-after-in-england-including-adoption-2016-to-2017>
 Please be aware that all LA figures are rounded to the nearest 5, national and regional totals have been rounded to the nearest 10. Percentages have been rounded to the nearest whole number.

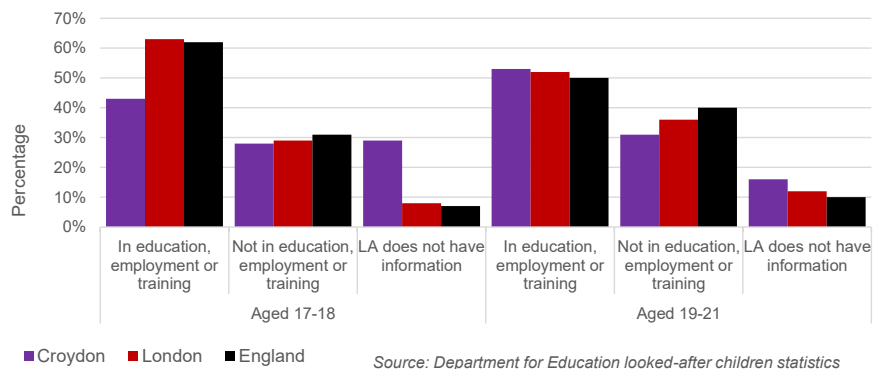
All Croydon figures relating to care leavers may be impacted by the significant numbers of UASC within the borough.

During 2017, 480 children ceased to be looked after and, of these, 20 (4%) were adopted during the year. Comparatively, 6% of children ceasing to be looked after in the same year across London were adopted during the year and 14% across England.

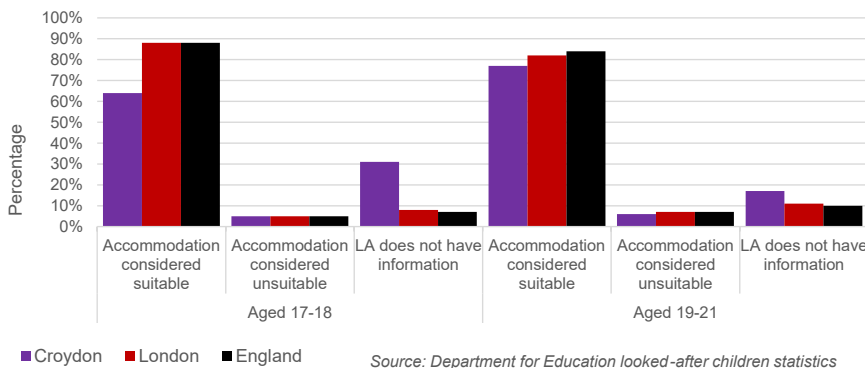
This following graphs look at care leavers now aged 17-21 who were looked after for a total of at least 13 weeks after their 14th birthday including some time after their 16th birthday. Figures for ages 17 and 18 and for those missing / away from placement are experimental statistics and should be treated with caution

In 2017, Croydon LA did not have the relevant education and employment information for almost a third of all care leavers now aged 17-18.

Percentage of Care Leavers in Education, Employment and Training, 2017



Percentage of Care Leavers Accommodation Status, 2017



The same is seen in known accommodation status of care leavers now aged 17-18.

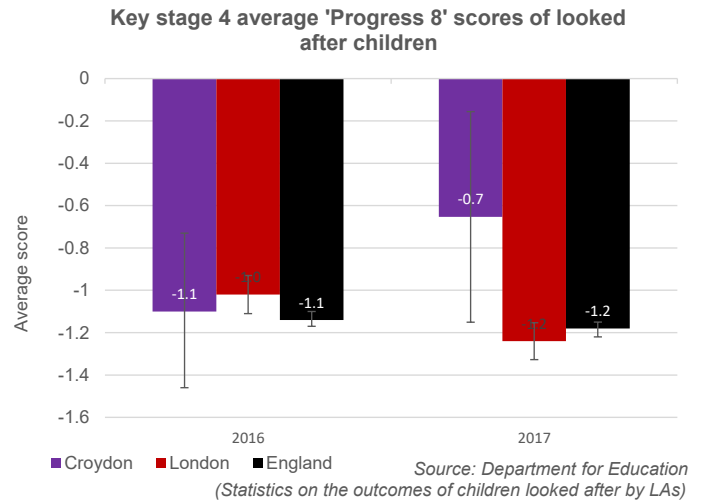
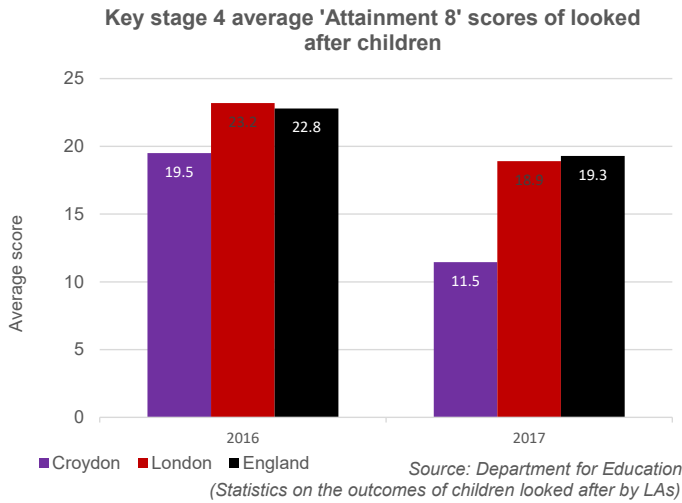
Looked After Children in Croydon

Outcomes for Looked After Children in Croydon

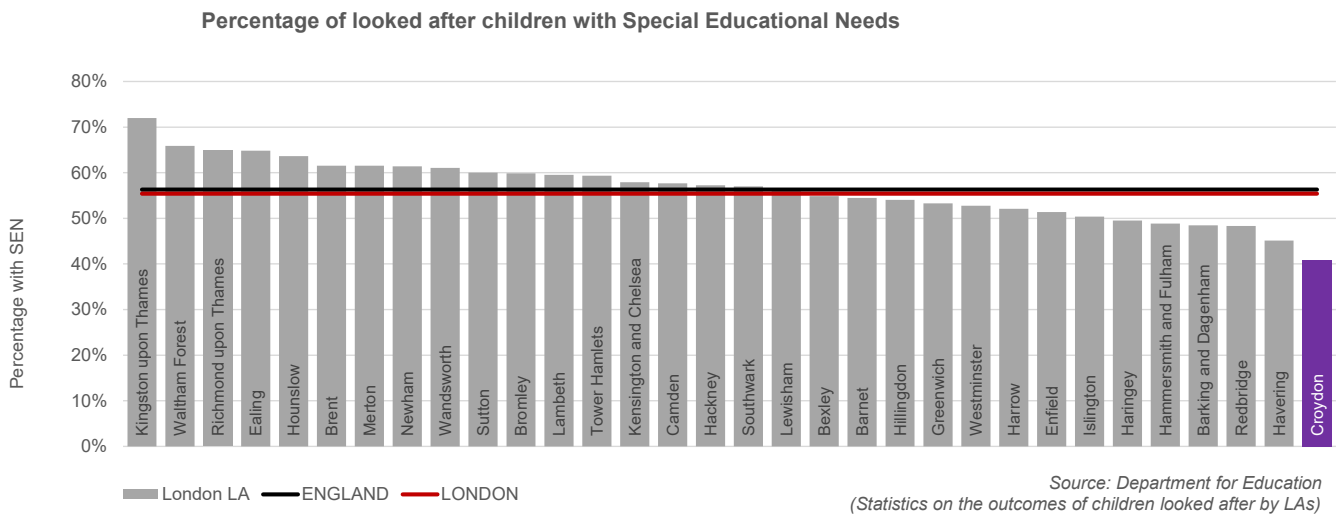
Latest data released on 28 March 2018: <https://www.gov.uk/government/statistics/outcomes-for-children-looked-after-by-las-31-march-2017>
 All information is for children who have been looked after continuously for at least twelve months.

In Croydon, the number of looked after children eligible for key stage 1 and key stage 2 assessments / tests are so small published figures suppress the attainment data of these children. Key stage 4 attainment in Croydon's looked after children is lower than the London and England averages.

Attainment 8 and Progress 8 is part of the new secondary accountability system being implemented for all schools from 2016. Attainment 8 measures the achievement of a pupil across 8 qualifications (includes mathematics, English, three English Baccalaureate qualifications and three further qualifications from the DfE approved list. Progress 8 aims to capture the progress a pupil makes from the end of primary school to the end of secondary school. A Progress 8 score is calculated for each pupil by comparing their Attainment 8 score with the average Attainment 8 score of all pupils nationally who had a similar starting point. The greater the Progress 8 score, the greater the progress made by the pupil compared to the average of similar pupils.



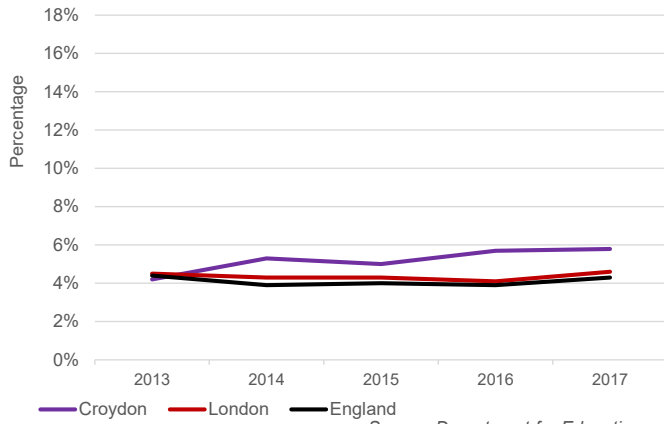
Croydon has the lowest percentage of looked after children with Special Educational Needs of all local authorities in England.



Looked After Children in Croydon

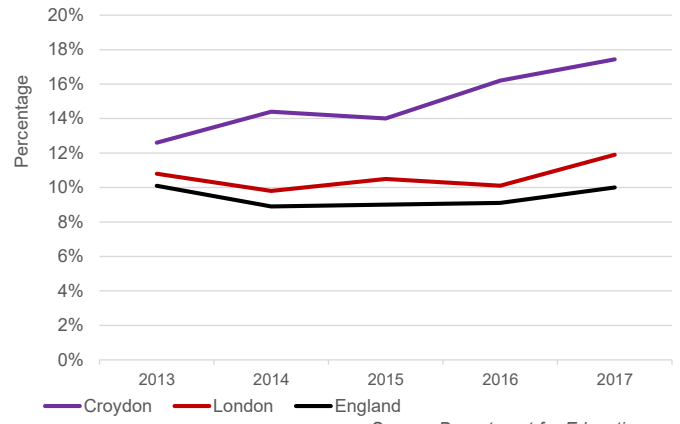
School absence of looked after children is higher in Croydon than in London and England, both in the proportion of sessions missed due to absences and also in the proportion of pupils who are classed as persistent absentees (missed more than 10% of sessions they were due to attend). In 2017, Croydon had the fifth highest percentage of looked after children classed as persistent absentees in London. The percentage of looked after children with at least one fixed period exclusion increased substantially in 2014.

Percentage of sessions missed due to absence in looked after children



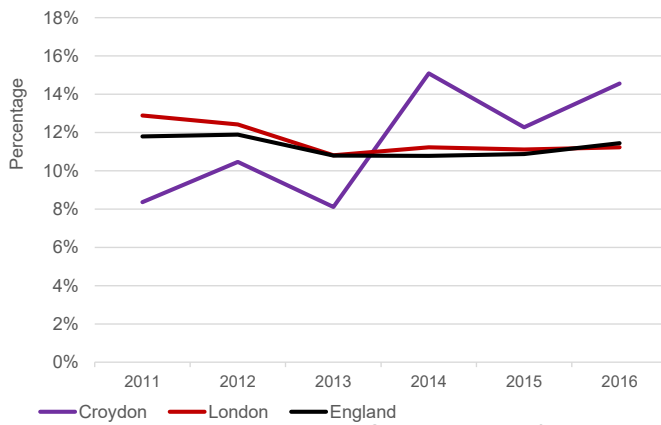
Source: Department for Education
(Statistics on the outcomes of children looked after by LAs)

Percentage of looked after children classed as persistent absentees



Source: Department for Education
(Statistics on the outcomes of children looked after by LAs)

Percentage of looked after children with at least one fixed period exclusion



Source: Department for Education
(Statistics on the outcomes of children looked after by LAs)