

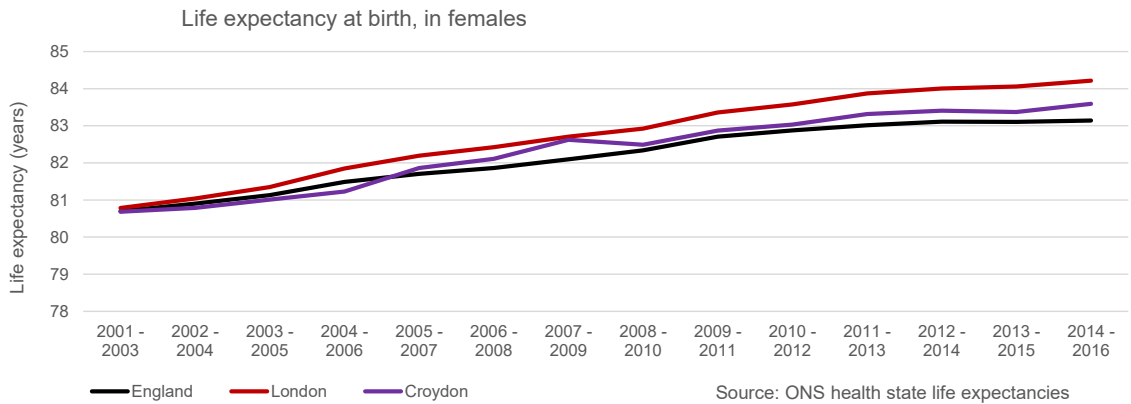
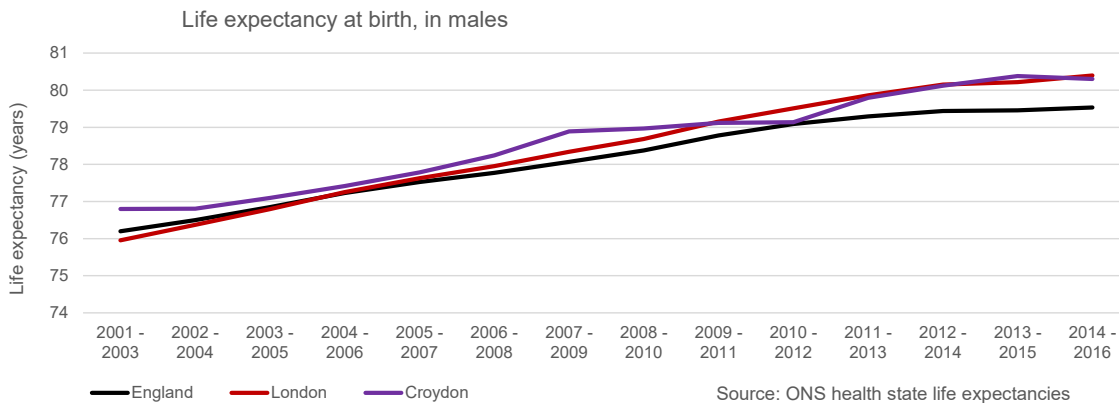
## Life Expectancy: 2016 update

ONS released the local authority update of UK life expectancy, healthy and disability free life expectancies for 2014-16 on 7 December 2017 <https://www.ons.gov.uk/releases/healthstatelifeexpectanciesuk2014to2016>

### Life expectancy at birth

Across the UK, the gains seen in life expectancy at birth has slowed in the recent years showing a levelling-off of the age of life expectancy.

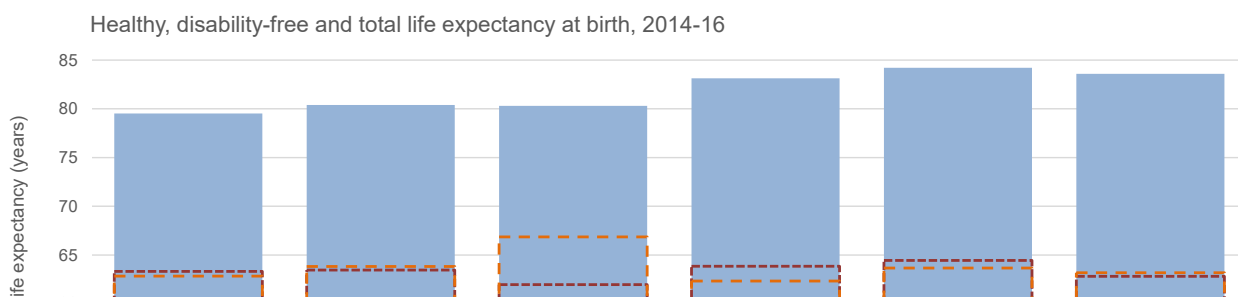
In Croydon in 2014-2016, life expectancy at birth was 80.3 years for males and 86.3 years for females, a gap of 3.3 years. This is a higher life expectancy than seen across England, it is similar (in males) and lower (in females) than the life expectancy seen across London.



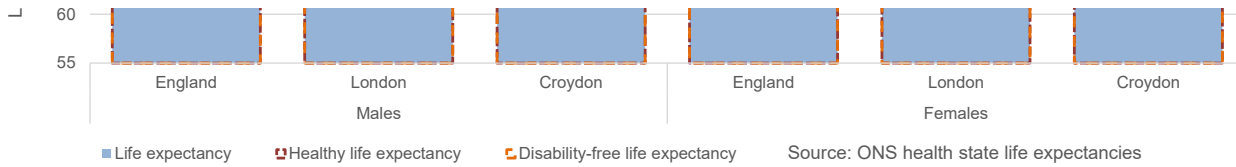
ONS also publishes healthy life expectancy (estimating of the number of years lived in "Very good" or "Good" general health, based on how individuals perceive their general health) and disability-free life expectancy (estimating of the number of years lived without a long-lasting physical or mental health condition that limits daily activities).

Males residents in Croydon can expect to live for 77.2% of their life in good health - so until the age of 62. Female residents can expect to live to 62.8 in good health, 75.1% of their life. Meaning that females in Croydon live for 20.8 years in 'not good' health, 2.5 years longer than males.

Males in Croydon have a higher disability-free life expectancy than London or England, at 66.9 years compared to 62.8 across England and 63.8 across London - this is the fourth highest of all London boroughs. Females have a similar disability-free life expectancy to the region and nationally meaning that females in Croydon live for an estimated 20.4 years with a long-lasting condition, 7 years longer than males.

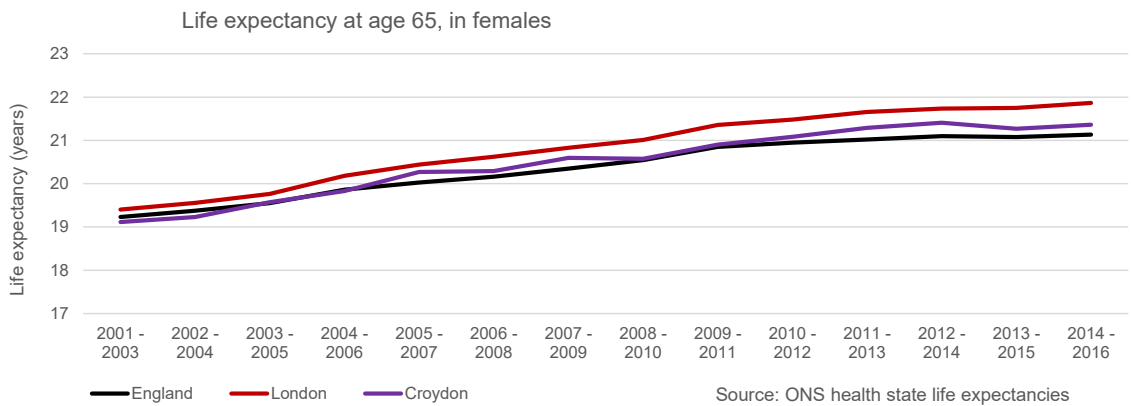
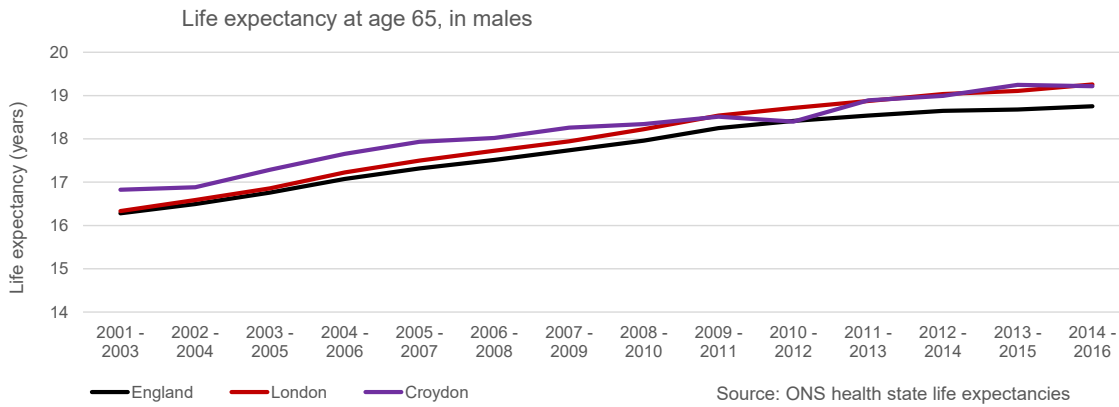


## Life Expectancy: 2016 update



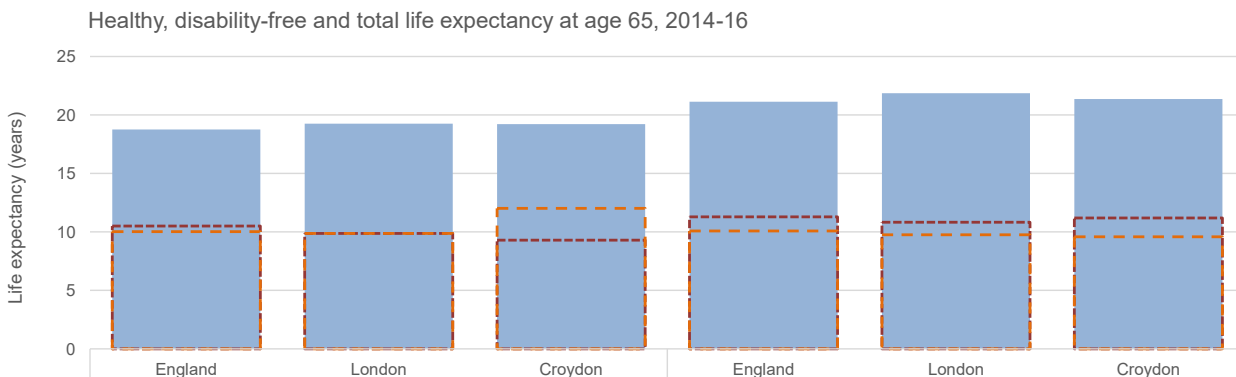
## Life expectancy at age 65

In Croydon in 2014-2016, life expectancy at age 65 was an additional 19.2 years and 21.4 years for females, a gap of 2.1 years.



Males residents in Croydon can expect to live for 48.4% of the rest of their life in good health - so an additional 9.3 years. Female residents can expect to live an additional 11.2 years in good health, 52.4% of the rest of their life, 1.9 years longer than males.

Males in Croydon have a higher disability-free life expectancy at age 65 than London or England, at an additional 12 years compared to 10 years across England and 9.9 years across London. Females have a similar disability-free life expectancy to the region and nationally meaning that females in Croydon live for an estimated additional 10 years with a long-lasting condition, 2.8 years longer than males.



## Life Expectancy: 2016 update

