

## Registered Suicides: 2016 update

ONS released the local authority update of UK suicides registered in 2016 on 7 September 2017

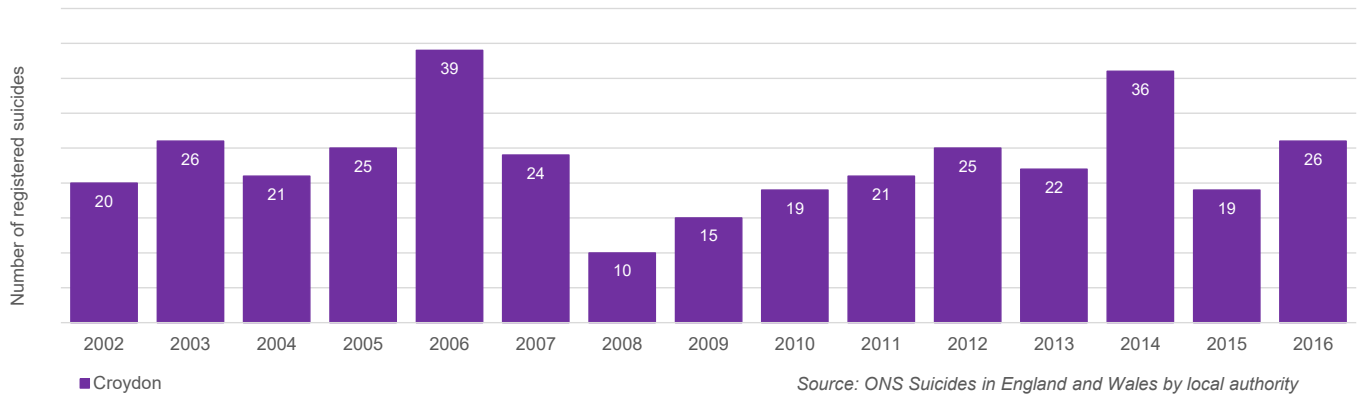
<https://www.ons.gov.uk/peoplepopulationandcommunity/birthsdeathsandmarriages/deaths/datasets/suicidesbylocalauthority>

In England and Wales, suicide is defined as deaths given a final underlying cause of intentional self-harm or injury/poisoning of undetermined intent. Figures are for deaths registered, rather than deaths occurring in each calendar year. Due to the length of time it takes to complete a coroner's inquest, it can take months or even years for a suicide to be registered.

Figures presented are for persons aged 10 years and over and deaths of non-residents are excluded.

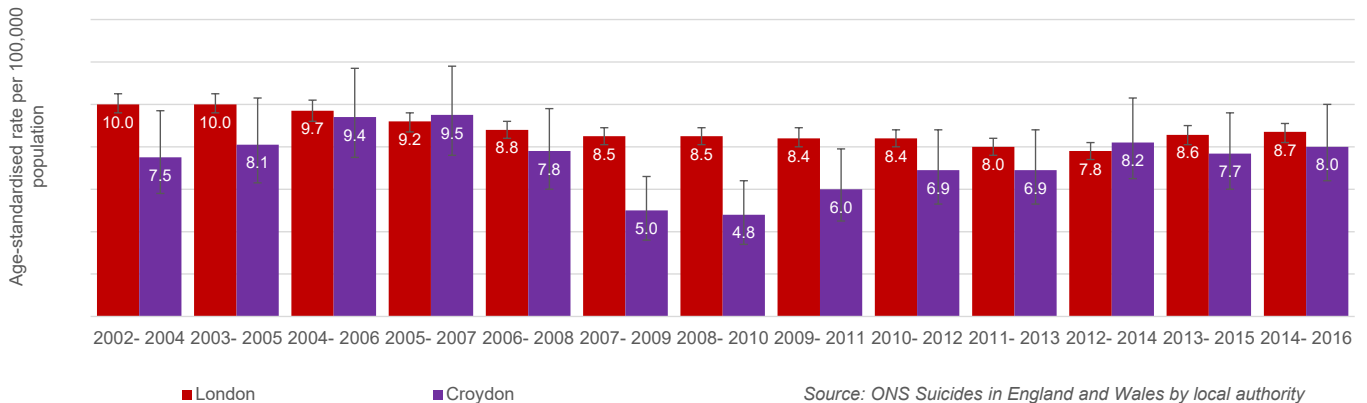
In Croydon the number of suicides fell sharply in 2008 and had steadily been increasing until another fall in 2015. 26 suicides were recorded in the borough in 2016, an increase from the 19 recorded in 2015.

Number of suicides (deaths registered in year) in Croydon

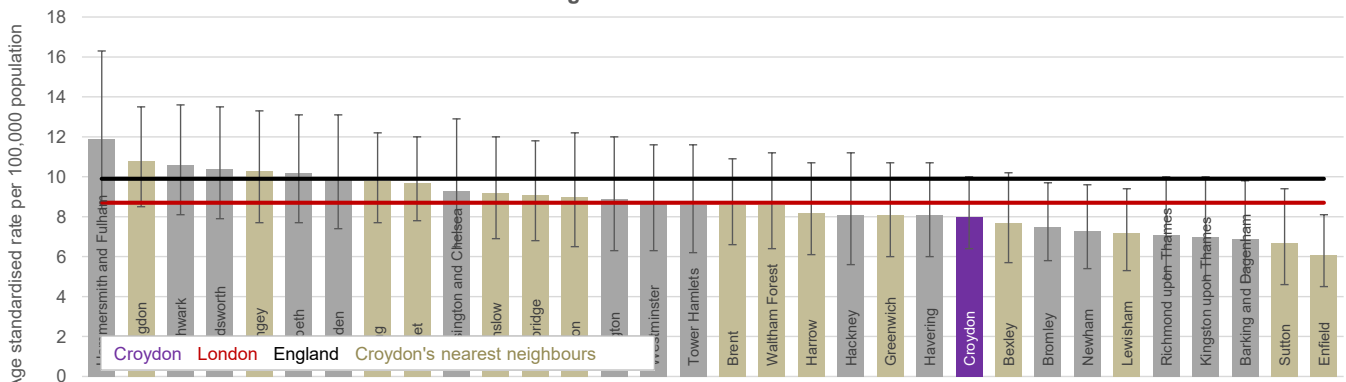


Croydon continues to have a statistically similar rate of suicides to London, the only years where Croydon had a significantly lower rate was during 2007-2010. In 2012-2016, Croydon had the tenth lowest rate of suicides across all London boroughs.

Rate of suicides (deaths registered in year), rolling three year aggregates



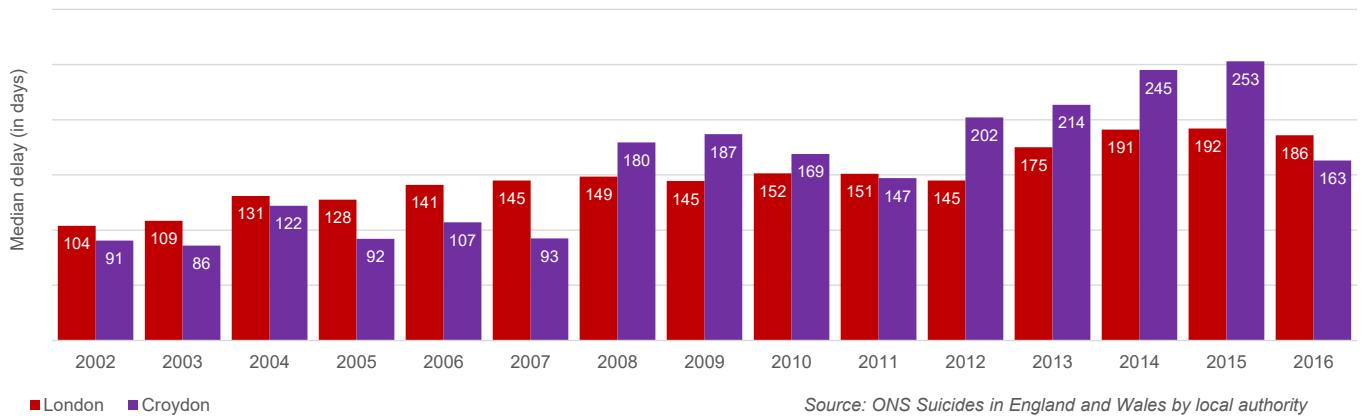
Rate of suicides (death registered in the year), rolling three year aggregates  
London boroughs in 2014-2016



## Registered Suicides: 2016 update

Since 2011, the average time taken to register a death in Croydon had been increasing, peaking at 253 days in 2015 (36 weeks). In 2016, this delay dropped to 163 days, around 23 weeks. In 2016, Croydon had the twelfth lowest registration delay for suicides across all London boroughs.

Median registration delay (in days) for suicides



Median registration delay (in days) for suicides  
London boroughs in 2016

